

PORT ST. JOE HIGH SCHOOL "TIGER SHARKS"

2000-01 BOYS BASKETBALL FINAL RESULTS

WON 27

LOST 7



**FINAL FOUR
REGIONAL CHAMPIONS
DISTRICT CHAMPIONS
GULF COUNTY CLASSIC CHAMPIONS
FINAL STATE RANKING - 4TH**

**ANNUAL BASKETBALL BOOKLET
VOLUME I**

PORT ST. JOE
"SHARKS"
2000-01 ROSTER

SENIORS

POSITION

#25	SENECA CHAMBERS	GUARD
#34	TREMAINE LEWIS	FORWARD
#41	LAMAR PATTERSON	FORWARD
#43	KYRON BAILEY	CENTER

JUNIORS

#11	JERRELL SHOWERS	FORWARD
#13	PRINCE JONES	GUARD
#23	ISAIAH JENKINS	GUARD
#30	DUSTIN CREWS	CENTER
#33	SANTIEL CHAMBERS	GUARD

FRESHMAN

#12	RAYE BAILEY	GUARD
-----	-------------	-------

STATISTICIANS: Steven Gaddis
Eric Harris
Jan Bradley

MANAGER: Ahmad Skanes
FILM: Aaron Watson
SCORER: Donna Howze

HEAD COACH: Ronald M. Bradley

ASSISTANT COACHES: Al Carpenter
Kenny Parker

Tiger Sharks Tip-Off Season Friday Night


The Port St. Joe High School Tiger Sharks, under the reins of first year head coach Ronald Bradley, tip-off the 2000-2001 season this Friday night when they host Grand Ridge at 8:00 ET in "the Dome." Port St. Joe will then host Cottondale on Saturday at 8:00, and Bay High Tuesday at 8:00.

The Tiger Sharks were 32-2 last season and made it to the Class 2A State Championship game where they lost to Hialeah Champagnat.

Grand Ridge, which always has a solid ball club, finished with a 30-6 record last season. Cottondale was only 18-11 last season, but has a team full of athletes this year.

Prep: Port St. Joe wins Gulf County Classic

In Port St. Joe, the Sharks defeated Cottondale 56-51 to win the Gulf County Classic boys basketball tournament on Friday. PSJ's Seneca Chambers scored 22 points and was named MVP and Kyron Bailey added 10. Cottondale's Jay Harrison scored 13 points and Cornelius Shropshire had 10. PSJ improved to 10-4, while Cottondale dropped to 10-2, with both losses coming to the Sharks. Mosley (5-8) defeated Rutherford (4-9) 63-51 behind Adam Whitehead's 20 points. Rutherford's Frank Whatley had a team-high 17 points and Matt Griffith added 13. Tampa Prep beat Wevawitchka 60-50. Brandon Jones led the Gators (6-6) with 15 points, while Derrick Williams and Pete Taunton added 12 each. In the third-place game Tallahassee Leon edged Lake City Columbia 57-56. The all-tournament team was Whitehead, Whatley, Jones, Bailey and Cottondale's Chris Dawson and Jenkins Early.



Thursday, December 14, 2000

SPORTS

BOYS BASKETBALL

Port St. Joe 56
Cottondale 51
PORT ST. JOE — Tournament MVP Seneca Chambers led the Sharks in scoring with 22 points and a championship win as host of the Gulf County Classic. Cottondale's only losses of the season, both to the Sharks, have been by a combined 11 points. Hornet players Chris Dawson and Jenkins Early, both all-tournament selections, combined for only 15 points. Jay Harrison tried to compensate with 13 points for Cottondale.

COTTONDALE — Chris Dawson 7, Cornelius Shropshire 10, Junior Speights 7, Antwan Hall 2, Jay Harrison 13, Jenkins Early 8, Julius Roliac 4.
PORT ST. JOE — Raye Bailey 8, Prince Jones 1, Isaiah Jenkins 7, Seneca Chambers 22, Lamar Patterson 8, Kyron Bailey 10.
Records: Port St. Joe 10-4, Cottondale 10-2.

BOYS BASKETBALL

PSJ 76, LIBERTY COUNTY 51
BRISTOL — Isaiah Jenkins scored 26 points as Port St. Joe beat Liberty County. Seneca Chambers added 17 points. Kyron Bailey 14 and Prince Jones 11 for PSJ (14-5). Timothy Berium led Liberty County with 18 points and Roosevelt Peterson had 11. The Sharks will host Apalachicola tonight.

No need to fret over PSJ

Memo to: Port St. Joe boys basketball fans. Re: Port St. Joe boys basketball coach Ronald Bradley and Port St. Joe principal Chris Early.

First of all, congratulations on the success of your Sharks over the last seven seasons. Five state championships and seven straight trips to the state semifinals is quite an impressive run.

But, let's get to the point here.

Your people need to chill.

Your lofty expectations are fine, but to expect the Sharks — minus six departed seniors and one legendary coach — to play like the Philadelphia 76ers right off the bat this season is asking just a little bit too much.

You have a coach, Bradley, who has been employed at the school for exactly 10½ weeks. A coach who dared accept a challenge that many during a summer-long coaching search

#6-Ranked Sharks Undefeated In District

PORT ST. JOE 79, APALACHICOLA 58
SATURDAY, JANUARY 27TH

The Port St. Joe Tiger Sharks, ranked #6 in the latest Class 2A poll, improved to 19-5 overall and 9-0 in District 3-2A play with Saturday night's 79-58 victory over Apalachicola. The Tiger Sharks jumped out to a 19-8 lead by the end of the first quarter, and extended their lead to 43-26 by halftime. Port St. Joe then outscored Apalachicola 36-32 in the second half of play.

Seneca Chambers made five of his seven three-point attempts to lead the Tiger Sharks with a game high 29 points, while pulling

down six rebounds. Isaiah Jenkins followed with 27 points and made three shots from behind the arch. Kyron Bailey added 10 points, 13 rebounds and four assists. Prince Jones also had four assists for Port St. Joe.

Score by Quarters

Sharks	19	24	14	22	— 79
Apalach	8	18	19	13	— 58

PSJ (79) — Prince Jones 4, Isaiah Jenkins 27, Seneca Chambers 29, Dustin Cruz 2, Tremaine Lewis 2, Lamar Patterson 5, and Kyron Bailey 10.
APALACH (58) — Mike Allen 13, Willie McNair 8, Tyler Poloronis

10, Gabe Lockley 4, Dorian Evans 3, Tim Poloronis 17, Herndon R 1, and Ed Griffin 2.
PORT ST. JOE 59, BAY HIGH 58
TUESDAY, JANUARY 30TH

The sixth ranked Tiger Sharks survived a late rally from Bay High to defeat the Tornados 59-58 in Tuesday night's match-up. Port St. Joe, which led 31-24 at halftime, had three starters get into foul trouble early in the game.

The Tiger Sharks extended their lead to 48-39 by the end of the third quarter, and led until Bay High tied the game with 1:33 left in the final period.

Kyron Bailey led all scorers with a game high 25 points and 10 rebounds. Seneca Chambers followed with 11 points, and Isaiah Jenkins chipped in 10 and had five assists for Port St. Joe (20-5).

Score by Quarters

Sharks	11	20	17	11	— 59
Bay High	8	16	15	19	— 58

PSJ (59) — Raye Bailey 9, Isaiah Jenkins 10, Seneca Chambers 11, Tremaine Lewis 2, Lamar Patterson 2, and Kyron Bailey 25.
BAY HIGH (58) — Coram 2, Reed 2, Pittman 9, Figueroa 23, Mason 11, and Blong 11.

Sharks showing signs of coming together

some bumps this season. Heck, even Eppinette failed to lead the Sharks past the district tournament in his first three seasons.

And yet that's not to say the Sharks won't be a force this postseason. Ranked No. 10 in the first Class 2A poll of the season, Port St. Joe (4-2) is showing signs of coming together. The Sharks have won three straight after the 1-2 start, including Tuesday's 54-48 win at Rutherford, and Bailey is emerging as one of the Panhandle's top seniors.

More importantly, Bradley is beginning to see fewer communications problems with a new team that struggled to grasp his terminology.

He is beginning to see less resistance to the differences between himself and Eppinette, whose practice of having his players run two to

three miles just prior to games left Bradley in awe when he found out.

And Bradley's beginning to see progress, even since last Friday when Bradley got his 1,200th career win at Chattahoochee.

"We were on our way home, and I decided we'd play a little trivia on 'the bus,'" Bradley said.

"I asked them to tell me what year I won my first game if I had just won my 1,200th tonight. I got everything from 1925 on up.... They're all still trying to figure out who I am and what role I fit."

If the players can take the time to do so, maybe you fans can as well.

BASKETBALL

Port St. Joe 56
Cottondale 51

PORT ST. JOE — Tournament MVP Seneca Chambers led the Sharks in scoring with 22 points and a championship win as host of the Gulf County Classic. Cottondale's only losses of the season, both to the Sharks, have been by a combined 11 points. Hornet players Chris Dawson and Jenkins Early, both all-tournament selections, combined for only 15 points. Jay Harrison tried to compensate with 13 points for Cottondale.


COTTONDALE — Chris Dawson 7, Cornelius Shropshire 10, Junior Speights 7, Antwan Hall 2, Jay Harrison 13, Jenkins Early 8, Julius Roliac 4.

PORT ST. JOE — Raye Bailey 8, Prince Jones 1, Isaiah Jenkins 7, Seneca Chambers 22, Lamar Patterson 8, Kyron Bailey 10.
Cottondale 12 10 14 15 — 51
Port St. Joe 14 10 14 18 — 56
Records: Port St. Joe 10-4, Cottondale 10-2.

TIGER SHARKS 10-0 IN DISTRICT

PORT ST. JOE 79, LIBERTY CO. 41
SATURDAY, FEBRUARY 3RD

The Port St. Joe Tiger Sharks, ranked #5 in the latest Class 2A poll, finished off their regular season District 3-2A play undefeated with Saturday night's 79-41 victory over Liberty County. The Tiger



Isaiah Jenkins (23) lays in two points for the Tiger Sharks.

Sharks honored their four seniors, Kyron Bailey, Seneca Chambers, Tremaine Lewis and Lamar Patterson, during the "Senior Night" ceremonies prior to tip-off.

Port St. Joe jumped out to 32-10 lead by the end of the first quarter, before extending its lead to 53-18 by halftime.

Seneca Chambers led the Tiger Sharks with a game high 21 points and five steals. Isaiah Jenkins followed with 17 points, and Kyron Bailey added 13 for Port St. Joe (21-5, 10-0). Raye Bailey had eight rebounds, four assists and three steals; while Prince Jones added five steals.

The Tiger Sharks will close out the season on the road this weekend, facing Cottdale on Friday night and Quincy Shanks Saturday night.

Score by Quarters

Bulldogs	10	8	9	14	—	41
Apalach	32	21	9	17	—	79

PSJ (79): Jerrell Showers 2, Raye Bailey 8, Prince Jones 7, Isaiah Jenkins 17, Seneca Chambers 21, Dustin Crews 2, Tremaine Lewis 1, Lamar Patterson 8, and Kyron Bailey 13.



From left are Lamar Patterson, Deon Joseph, Tremaine Lewis and Linda Lewis, Seneca Chambers and Eunice Larry, and Stephanie and Kyron Bailey.

Tiger Sharks Honored at Senior Night Recently

PORT ST. JOE 76, GREENSBORO 44
WEWAHITCHKA — Port St. Joe (23-6) beat Greensboro 76-44 in the opening round of the District 2-3A playoffs. Isaiah Jenkins led the Sharks with 19 points while Seneca Chambers added 19. Ricca McMillan paced Greensboro with 15. The team will face a team to be announced in District 2-3A championship night at 7:30 p.m.

Saturday night, February 3rd, four Port St. Joe High School Tiger Shark basketball team members were honored as they near the end of their high school careers.

During their four years in high school, Port St. Joe has won 107 games while losing only 19. The results of the past three seasons has been outstanding as the Tiger Sharks have won two state championships, been state runner-up once, and won three district and three regional titles. This season's results are yet to be determined.

The first senior recognized wears #41, Lamar Patterson, and was escorted onto the court by Eunice Larry. He has been a member of the varsity basketball team for two years, and was also a member of the varsity football team.

Tremaine Lewis, #34, entered the "Dome" escorted by his mother, Linda Lewis, and brother Deon Joseph. He has been a member of the varsity team for four years and earned all-state tournament team honors in 1999.

In football, Lewis was named to the Class A All-State team. He was also a member of Port St. Joe High School's track teams which were state champions in 1999, and state runner-ups in 2000. Lewis also earned All-State honors for shot put and discus in each of those years.

The third honoree, #25, Seneca Chambers, entered the ceremony on the arm of his mother, Eunice Larry. He has been a varsity basketball team member for four consecutive years.

Chambers was selected as the "Most Valuable Player" in this season's 10th Annual Gulf County



From left are Coach Bradley, Lamar Patterson, Kyron Bailey, and Stephanie.

Basketball Classic, and was recently named to the Class A All-State football team.

Finally, those attending festivities honored Kyron Bailey, sporting jersey #43, who was escorted by his mother, Stephanie Bailey. Bailey, also a four-year Tiger Shark basketball veteran, was a member of the 1999 state championship team.

In addition, he was a member of the state runner-up track team and chosen All-State in high jump and relay.


At the conclusion of Saturday night's introductions and ensuing game, the four players were each given the opportunity to share their thoughts and emotions on their high school career memories with those attending.

The seniors also took the time to honor their coaches' wives, Mrs. Bradley and Mrs. Carpenter, with a yellow rose.

BUYS BASKETBALL PORT ST. JOE 59, BAY 58

Bay's Justin Pittman received an inbounds pass with 5.6 seconds remaining and then collided with Port St. Joe's Kyron Bailey at halfcourt. No foul was called as time expired and PSJ escaped with the win. Bailey had a game-high 25 points, followed by Seneca Chambers with 11 and Isaiah Jenkins' 10. Bay's Carlos Figueroa had 23 points and Trey and Nathan Blong had 11 each.

THE STAR, PORT ST. JOE, FL • THURSDAY, FEBRUARY 8, 2001 PAGE



Kyron Bailey (43) and Raye Bailey (12) trap a Jaguar guard in the first half of Tuesday night's game.

Port St. Joe rocks Milton Central

ANTHONY CORMIER
THE NEWS HERALD

PORT ST. JOE — They call it "the Dome" and it has a mean streak toward strangers.

The hardwood is brighter, the rap music is louder, and, frankly, the basketball team is better.

Port St. Joe (26-6) blasted Milton Central 80-59 Tuesday behind a 31-point, seven-rebound effort from forward Seneca Chambers. The win advanced the Sharks to the 1-2A Regional final against Cottdonale 7:30

p.m. Saturday.

As Chambers struggled to find an early rhythm, the Jaguars took a 7-4 advantage as Chris Villar and Lee Martin struck from behind the arc. PSJ's Isaiah Jenkins answered with three quick baskets in transition, sparking a minor spurt as the Sharks led 16-11 after one quarter.

PSJ head coach Ronald Bradley employed a full-court press to open the second quarter and a sprawling, rangy defense forced Central (23-10) into a series of turnovers.

Jenkins and forward Kyrion Bailey

filled passing lanes, often preferring to leave a man open in order to fill a defensive gap, and the Sharks broke open a tight ballgame.

As Bailey was strong in the paint, setting up PSJ's transition game, Jenkins marked a 12-5 run with a fast-break basket, a 3-pointer and a sprawling dunk that brought the Dome to its feet.

Jenkins scored 16 points in the half as the Sharks took a 42-26 lead.

"We played our quickness," Bradley

Can Post 2/22/06 5C

the pressure on defense in the second quarter, and raced out to a 42-26 lead by halftime. Port St. Joe then outscored the Jaguars 38-33 in the second half of play.

Senior Seneca Chambers had seven rebounds and made four three-pointers, while leading the Tiger Sharks with a game high 31 points. Isaiah Jenkins followed with 17 points, and Kyrion Bailey added 15.

If the Tiger Sharks defeat Cottdonale Saturday night, they would play the winner of the Indian Rocks Christian (19-11)/Benjamin (25-1) game on Thursday, March 8th at the Lakeland Center.

Score by Quarters

Central 11 15 14 19 — 59

Sharks 16 26 16 22 — 80

PSJ (80): Jerrell Showers 2, Raye Bailey 2, Prince Jones 5, Isaiah Jenkins 17, Seneca Chambers 31, Dustin Crews 2, Tremaine Lewis 4, Lamar Patterson 2, and Kyrion Bailey 15.

CENTRAL (59): Jared Kimbrough 11, Ashley Baxley 2, Lee Martin 9, Daniel Baxley 8, Dusty Mathews 2, Tyler Plowmen 9, Chris Villar 13, and Adam German 5.

PORT ST. JOE 64, CHILES 56

THURSDAY, FEBRUARY 22ND

After a slow start in the first quarter, the seventh ranked Port St. Joe Tiger Sharks rebounded to defeat the Chiles Timberwolves 64-56 in Thursday night's regional quarter-final game. The Tiger Sharks trailed 21-13 at the end of the first quarter, but out scored the Timberwolves 18-8 in the second to take a 31-29 lead into halftime. Port St. Joe then outscored Chiles 33-27 in the second half.

The Timberwolves tied the game early in the fourth quarter, but Isaiah Jenkins' break-away

Hornets, Sharks eye region

PLAYOFFS: Port St. Joe hopes for third straight victory over Cottdonale.

STEVE ZIMMERMAN
THE NEWS HERALD

Ask any coach how difficult it is to beat the same team three times in a season and they will tell you it is one of the hardest things to accomplish in any given sport.

But that is the task that awaits the Port St. Joe Sharks tonight when they travel to Cottdonale for the Region 1-Class 2A boys basketball championship. The Sharks defeated Cottdonale twice at home in the "Dome," but lost

57-50 in the regular-season finale at Cottdonale.

To day's game is scheduled to begin at 7:30 p.m. and is

"Whichever team can keep their poise will win the game."

— PSJ coach Ronald Bradley

already sold out, with the exception of 200 tickets to be sold at Port St. Joe High School. The expected overflow crowd will be rerouted to the school's 100-seat media center to watch the game on closed-circuit television.

So what do the coaches feel the keys to the game will be?

"We did a better job of keeping them off the boards and played great defense the last time we beat them," Cottdonale coach Bruce White said. "Another key was the game was played in our gym. The kids always knew they could win if we put it together. The win over PSJ let them know they could do it."

Port St. Joe coach Ronald Bradley said the Sharks have to play their game.

"Whichever team can keep their poise will win the game," he said. "We have to stay within our character and alter their character. For some of our kids, this is the biggest game they have ever played."

Cottdonale (29-3) has relied on a team effort all season but guard



Tiger Sharks Advance in Playoffs Will Travel to Cottdonale Saturday for Regional Finals

PORT ST. JOE 80, CENTRAL 59
TUESDAY, FEBRUARY 27TH

The seventh ranked Port St. Joe Tiger Sharks are one step closer to reaching the "Final Four" for the eighth consecutive year after defeating Milton Central 80-59 in Tuesday night's regional semi-finals. The Tiger Sharks (26-6) will travel to Cottdonale (29-3), a 54-49 victor over Wewahatchka, Saturday night at 8:30 ET for the regional finals.

There will not be advance tickets available for Saturday's game. The ticket booth will open at 7:00 ET, and all tickets will be first come first serve.

Cottdonale has a very small gym, so it would be wise to show up early, or you might not get in!


The Jaguars came out strong, draining two shots from behind the arc to take an early lead. However, Port St. Joe outmatched Central with their quickness and dominance on the boards to take a 16-11 lead by the end of the first quarter.

dunk, followed by a quick score from Kyrion Bailey put the Tiger Sharks ahead for good.

Bailey led the four Tiger Sharks in double digits with a team high 19 points. Seneca Chambers followed with 14, while Isaiah Jenkins and Raye Bailey each added 12 points.

Port St. Joe advanced to face Central out of Milton, a 81-75 victor over Malone, in the regional

semi-finals.
Score by Quarters
T'Wolves 21 8 10 17 — 56
Sharks 13 18 12 21 — 64
PSJ (64): Raye Bailey 12, Isaiah Jenkins 12, Seneca Chambers 14, Tremaine Lewis 5, Lamar Patterson 2, and Kyrion Bailey 19.
CHILES (56): Devin Smith 10, Jonathan Kelly 9, Brian Cunningham 7, Brian Holthan 7, Yasinsac 20.



Seneca Chambers (25) sinks three of his game high 31 points against Milton Central.

Cottdonale, Port St. Joe advance in Class 2A

Final Four Bound!!

Eighth Consecutive Appearance Thursday at 11:30 ET



— Sunday, March 4, 2001 —

SPORTS Good Luck Sharks

Port St. Joe rolls past Cottondale

REGION CHAMPS: Sharks outscore Hornets 23-5 in final quarter to advance to the Class 2A Final Four in Lakeland.

STEVE ZIMMERMAN
THE NEWS HERALD

COTTONDALE — With so much anticipation in the air, it would have been hard for the Region 1-2A boys basketball championship game between Port St. Joe and Cottondale to live up to expectations.

With a packed gym 90 minutes before tip-off, you could see the nervousness in the eyes of the players as they took the floor. PSJ coach Ronald Bradley said earlier in the week the team that stayed in character would win. He was right.

Port St. Joe started the second half behind 20-17 and methodically wore down Cottondale en route to a 56-36 win. But it wasn't easy and it wasn't pretty.

"We showed a lot of heart tonight and we stayed in character and did the things we know how to do," Bradley said immediately after the final ho sounded.

Led by seniors Isaiah Jenkins and Seneca Chambers, the Sharks outscored the Hornets 39-16 in the second half. Jenkins, who scored just one basket in the first half, came alive from the field in the third quarter and at the free-throw line in the fourth quarter, scoring 15 points in the second half.

Chambers, who had three points in the opening two quarters, scored eight in the final quarter to ice the game.

Port St. Joe will take a 27-6 record into the 2A state tournament this week in Lakeland. Cottondale finished 29-4.

While PSJ was running the Hornets out of their own gym, the stifling defense of the Sharks was shutting down Hornet standout Chris Dawson, holding him scoreless in the game.

The Sharks scored the first eight points of the third quarter and the final 12 points of the game to preserve the win.

Port St. Joe led 7-0 before the Hornets could get their bearings. But once they did, the defense sti-

Port St. Joe 56, Cottondale 36
SATURDAY, MARCH 3RD
The Port St. Joe Tiger Sharks successfully completed one phase of their mission Saturday night, reaching the "Final Four" for the eighth consecutive season with a 56-36 victory over Cottondale.

The Tiger Sharks (27-6) will face Palm Beach Benjamin (26-1), a 51-45 victor over Indian Rocks Christian, in the Class 2A Semifinals Thursday morning at 11:30 ET in the Lakeland Center. The winner will advance to Saturday's Championship Game at noon to face the winner of the Italian

Champagnat Catholic (33-11)/Jacksonville Arlington Country Day winner. Their game will be played prior to the Port St. Joe game on Thursday morning at 10:00 ET.

After the Tiger Sharks raced out to a 7-0 lead early in the first quarter, the Hornets quickly rebounded with two big three pointers and took a 14-12 by the end of the quarter. The Tiger Sharks survived the low scoring second quarter as Kyrion Bailey scored all five of his team's points. Bailey had nine points in the half,

as Port St. Joe trailed 20-17 going into intermission.

Cottondale extended its lead to 24-17 with two quick baskets to start the second half. However, the Tiger Sharks silenced the home crowd when Isaiah Jenkins scored eight points in a 10-0 run that gave Port St. Joe a 27-24 lead. The Tiger Sharks took a 41-31 lead by the end of the quarter, and never looked back.

Port St. Joe outscored the Hornets 23-5 in the final period to seal the victory. The Tiger Sharks scored the final 12 points of the game.

Isaiah Jenkins led the Tiger Sharks with a game high 17

points, 15 of them in the second half. Kyrion Bailey kept Port St. Joe alive in the first half of play, scoring nine of his 15 points. Seneca Chambers came on strong in the fourth quarter, scoring eight of his 11 points.

Score by Quarters

Sharks	12	5	16	23	— 56
Hornets	14	6	11	5	— 36

PSJ (56): Raye Bailey 7, Isaiah Jenkins 17, Seneca Chambers 11, Dustin Crews 2, Tremaine Lewis 2, Lamar Patterson 2, and Kyrion Bailey 15.
COTT. (36): Shropshire 2, Speights 7, Harrison 12, Hall 4, Boulbac 3, Dickens 2, and Early 6.

PSJ: Sharks move on to Lakeland

From page 1C

limiting them to one shot each trip down the court and just 17 points in the half.

Junior Speights and Jenkins Early got the Hornets back into the game. Cottondale took the lead at 12-10 on one of Jenkins' two 3-pointers, and pulled away to an 18-12 edge before the Sharks scratched their way to within three at the half.

The Sharks were led by Jenkins with 17 points, Kyrion Bailey with 15 and Chambers with 11. The Hornets were led

by Jay Harrison with 12 and Speights with seven.


Port St. Joe advanced to the Class 2A Final Four at The Lakeland Center. The Sharks play the winner of the Indian Rocks Christian-Benjamin game.

PORT ST. JOE (56)
Jenkins 3-14-17, Chambers 5-15-11, K. Bailey 8-35-15, R. Bailey 2-23-7, Showers 0-0-0, Jones 0-0-10, Crews 1-0-0-2, Lewis 0-2-2, Patterson 1-0-2
Totals: 20-55-25-56

COTTONDALE (36)
Dawson 0-0-0, Shropshire 1-0-2, Speights 3-13-7, Harrison 4-4-12, Hall 1-2-2, Harp 0-5-0, White 0-0-0, Boulbac 1-0-3, Dickens 1-0-2, Early 2-0-0-8
Totals: 13-79-36

Port St. Joe 12-5-16-23-56
Cottondale 14-6-11-5-36

3-pointers: PSJ 1 (R. Bailey), Cottondale 1 (Early 2, Routhac)
Total fouls: PSJ 18, Cottondale 22
Fouled out: Cottondale (Dawson, Speights)
Technical fouls: Cottondale (Hall)




Kyrion Bailey (43) puts up a short jump shot for two of his 15 points.

Inside

■ Miami Edison girls win 6A state title. Fort Lauderdale in Class 4A and West Palm Beach Benjamin in 2A also win championships.

See page 5




Tiger Shark fans expectantly watch as Seneca Chambers attempts a 3-pointer in the third quarter of Saturday night's game.

"We showed a lot of heart tonight and we stayed in character and did the things we know how to do."

— PSJ coach Ronald Bradley



Port St. Joe's Dustin Crews puts up a shot over a Milton Central defender during the first half Tuesday in Port St. Joe.



A TRIBUTE TO THE SENIORS

The four young men who were seniors on the 2000-01 Port St. Joe Boys basketball team have given their fans and community much to cheer about this year. The Tiger Sharks finished the season with a fine 27-7 record, three tournament championships and a final ranking of #4 in the state's final poll. These players have been a part of the 2001 senior class that has a four-year record of 112 wins and 21 losses. They also won two state championships, had one state runner-up, four final four appearances, four regional titles, four district titles, four Gulf County Classic titles, and numerous other regular season titles. This year's team will long be remembered for its exciting play, thrilling games and big victories. The '01 Tiger Sharks continued the tradition of great basketball teams at Port St. Joe High School.

Kyron Bailey has been a valuable member of the varsity basketball team for four years, and this year had many outstanding games. He was the leading scorer in the game 11 times, and leading rebounder 19 times. Averaging 13.7 points per game, he led the team in individual game highs in five categories: most 2pt. field goals (12 vs. Bay), most offensive rebounds (tie) (9 vs. Greensboro), most defensive rebounds (11 vs. Grand Ridge), most total rebounds (17 vs. Greensboro), most blocked shots (8 vs. Cottondale). He also led the team in highs for the season in three categories: most defensive rebounds (164, 4.8 avg.), most total rebounds (278, 8.2 avg.), and most blocked shots (48, 1.4 avg.). His top scoring game was 25 points at Bay and had a total of 7 steals in three different games. Kyron was named to participate in the Florida East-West All-Star game. Kyron was chosen by his teammates to receive the 2001 Best Effort Award.

Seneca Chambers has also been a member of the varsity basketball team for four years. He was named Most Valuable Player of this season's Gulf County Classic. He was the leading scorer 12 times and was high rebounder 18 times this season. He led the team in individual game highs in eight categories: most 3pt. field goals (5 vs. Apalachicola), best field goal percentage (75% [9 of 12] vs. Liberty Co., most free throws (9 vs. Wewahitchka), most offensive rebounds (tie) (9 vs. Greensboro), most steals (10 vs. Wewahitchka), most points in one half (24 vs. Shanks), and most points in a game (31 vs. Shanks and Milton Central). He led the team in season highs of most field goals (223), most offensive rebounds (125), and most steals (115). He averaged 16.1 points and 7.8 rebounds per game, and had a season total of 32 blocked shots. His best rebounding games were 13 vs. Apalachicola and Greensboro, and had 4 blocked shots vs. Dr. Phillips. He also had a "triple-double" game with 25 points, 10 rebounds, and 10 steals at Wewahitchka. He also was named to participate in the Florida East-West All Star game. Seneca was chosen by his teammates to receive the 2001 Most Valuable Player award.

Tremaine Lewis has been a member of the varsity basketball team for four years. This year he led the team for the season in field goal percentage, hitting 32 of 59 times for a season percentage of 54%. He played in 30 games, scored 86 points and had 71 rebounds. He scored a season-high 8 points vs. Apalachicola. Against Chiles in the state playoffs, he had 7 rebounds and a season-high 5 steals. As a sophomore he was named to the 1999 AA All Tournament team. Tremaine was chosen by his teammates to receive the 2001 Sportsmanship award.

Lamar Patterson has been a member of the varsity basketball team for the past two years. This year he has been a valuable part of 33 games. He had a total of 118 points and had 106 rebounds for the season. He scored a season-high 16 points against Chattahoochee, and had a season-high 7 rebounds vs. Apalachicola and Greensboro. Lamar was chosen by his teammates to receive the Most Valuable Substitute award.



A GLANCE AT THE 2001 UNDERCLASSMEN

Returning from the 2001 varsity team are juniors Dustin Crews, Santiel Chambers, Isaiah Jenkins, Prince Jones, Jerrell Showers, and freshman Ray Bailey.

Isaiah Jenkins, a 6'1" junior guard/forward, was the leading scorer in the game 14 times, and always created much excitement when he got loose down the court for one of his season's 36 dunks. Averaging just over 16 points a game, he led the team in individual game highs in five categories: most field goals (13 vs. Greensboro), best free throw percentage (less than 10 attempts) with 100% in 11 games, most points in a quarter (21 vs. Chiles), most points in a game (tie) (31 vs. Greensboro), and most dunks (4 vs. Wewahitchka and Liberty Co.). He also led the team for season highs in 7 categories: 2pt. field goal percentage-(56%-176 of 317), most free throws (83), best free throw percentage (71%-83 of 117), leading scorer (552 points, 16.2 avg. per game), most consecutive free throws (12), and most dunks (36). His best rebounding game was 8 vs. Benjamin and he had 6 assists vs. Greensboro and Chiles. He also had 5 steals in 3 different games with a total of 74 steals for the season. He was voted by his teammates to receive the Most Improved award.

Ray Bailey, a 5'7" freshman guard, had a game-high number of rebounds in three different games. Averaging 7.1 points, 2.7 rebounds, and 2.4 steals per game, he led the team for the season in two categories: 3pt. field goals (42) and 3pt field goal percentage (32% - 42 of 131). He also led the team in the single-game category of most assists in a game with 11 vs. Greensboro, and had a total of 80 steals this season for a 2.4 average per game, which was second-high on the team. He had a "double-double" vs. Tallahassee Chiles with 15 points and 10 assists and also scored 15 points vs. Miami Sunset. He had season-high rebounds of 8 vs. Chattahoochee and Liberty Co. His teammates voted him the 2001 Best Defensive player award.

Santiel Chambers, 5'9" junior guard, played in 27 games this season and scored a total of 28 points. He had a streak of 9 free throws without a miss for the season when he missed on his last free throw attempt for a 90% (9 of 10) mark.

Dustin Crews, a 6'4" junior center, had 17 blocked shots during the season. He also had a total of 49 rebounds and scored 36 points. His 10 rebounds vs. Shanks tied for a game-high mark.

Prince Jones, 5'10" junior guard, played in 30 games this season. He scored a total of 77 points, had 42 rebounds, 61 assists and 42 steals for the season. His best game came against Liberty Co. when he had 11 points, 5 assists and 5 steals.

Jerrell Showers, a 5'11" junior forward, played in 22 games after suffering an ankle injury early in the season. He had a total of 24 points and 21 rebounds.

2000-2001

FINAL RESULTS

OPPONENT	SITE	SCORES		HIGH SCORERS		HIGH REBOUNDERS	
		PSJ	OPP				
Grand Ridge	H	46	48	Kyron Bailey	18	Kyron Bailey	15
Cottdale	H	56	48	Isaiah Jenkins	22	Kyron Bailey	15
P.C. Bay	H	62	64	Kyron Bailey	20	Seneca Chambers	9
Chattahoochee	A	63	51	Seneca Chambers	19	Kyron Bailey	12
Quincy Shanks	H	66	48	Kyron Bailey	18	Kyron Bailey	9
P.C. Rutherford	A	54	48	Isaiah Jenkins	13	Seneca Chambers	11
Greensboro	A	95	46	Isaiah Jenkins	31	Raye Bailey	7
						Seneca Chambers	7
Orlando Dr. Phillips	N	54	64	Isaiah Jenkins	16	Seneca Chambers	9
Boca Ciega (Gulfport,FL)	N	45	44	Isaiah Jenkins	15	Seneca Chambers	6
						Kyron Bailey	6
Dunnellon	N	66	45	Isaiah Jenkins	21	Seneca Chambers	9
						Kyron Bailey	9
Miami Sunset	N	48	60	Isaiah Jenkins	18	Raye Bailey	4
						Seneca Chambers	4
P.C. Mosley	H	68	55	Seneca Chambers	25	Kyron Bailey	11
Tallahassee Leon	H	56	47	Kyron Bailey	20	Kyron Bailey	8
Cottdale	H	56	51	Seneca Chambers	22	Kyron Bailey	9
Greensboro	H	64	46	Kyron Bailey	23	Kyron Bailey	17
Tallahassee Chiles	A	40	38	Isaiah Jenkins	12	Kyron Bailey	12
Grand Ridge	A	35	38	Kyron Bailey	15	Kyron Bailey	13
Tallahassee Chiles	H	83	57	Isaiah Jenkins	23	Isaiah Jenkins	6
						Seneca Chambers	6
Liberty Co.	A	73	51	Isaiah Jenkins	26	Kyron Bailey	10
Apalachicola	H	87	50	Seneca Chambers	23	Seneca Chambers	13
Wewahitchka	A	79	45	Seneca Chambers	25	Seneca Chambers	10
Chattahoochee	H	79	39	Seneca Chambers	22	Seneca Chambers	9
						Kyron Bailey	9
Wewahitchka	H	79	42	Isaiah Jenkins	27	Seneca Chambers	7
						Kyron Bailey	7
Apalachicola	A	79	58	Seneca Chambers	29	Kyron Bailey	13
P.C. Bay	A	59	58	Kyron Bailey	25	Kyron Bailey	10
Liberty Co.	H	79	41	Seneca Chambers	21	Raye Bailey	8
Cottdale	A	50	57	Kyron Bailey	15	Kyron Bailey	5
				Seneca Chambers	15		
				Isaiah Jenkins	15		
Quincy Shanks	A	76	57	Seneca Chambers	31	Seneca Chambers	10
						Dustin Crews	10
Greensboro (District)	N	76	44	Seneca Chambers	19	Seneca Chambers	13
				Isaiah Jenkins	19		
Wewahitchka (District finals)	A	62	30	Kyron Bailey	19	Seneca Chambers	9
STATE PLAYOFFS:							
Tall. Chiles (Regional)	H	64	56	Kyron Bailey	19	Seneca Chambers	10
Milton Central (Regional)	H	80	59	Seneca Chambers	31	Seneca Chambers	7
Cottdale (Regional finals)	A	56	36	Isaiah Jenkins	17	Kyron Bailey	8
FINAL FOUR:							
Benjamin (NPalmBch)	N	37	45	Kyron Bailey	11	Seneca Chambers	9

OPPONENTS' FINAL STATISTICS

OPPONENTS' FIELD GOAL ATTEMPTS		1615
OPPONENTS' FIELD GOALS MADE	2 pt.	472
	3 pt.	139
OPPONENTS' FIELD GOAL PERCENTAGE		38%
OPPONENTS' FREE THROW ATTEMPTS		521
OPPONENTS' FREE THROWS MADE		303
OPPONENTS' FREE THROW PERCENTAGE		58%
OPPONENTS' TOTAL POINTS		1,664
OPPONENTS' AVERAGE POINTS PER GAME		48.9
OPPONENTS' TOTAL FOULS		490
OPPONENTS' AVERAGE FOULS PER GAME		14.4
OPPONENTS' OFFENSIVE REBOUNDS		321
OPPONENTS' OFFENSIVE REBOUND AVERAGE PER GAME		9.4
OPPONENTS' DEFENSIVE REBOUNDS		553
OPPONENTS' DEFENSIVE REBOUND AVERAGE PER GAME		16.3
OPPONENTS' TOTAL REBOUNDS		874
OPPONENTS' REBOUND AVERAGE PER GAME		25.7

FINAL TEAM STATISTICS

FIELD GOAL ATTEMPTS		2046
FIELD GOALS MADE	2 pt.	726
	3 pt.	140
FIELD GOAL PERCENTAGE	2 pt. (726 of 1493)	49%
	3 pt. (140 of 553)	25%
	Total (866 of 2046)	42%
FREE THROW ATTEMPTS		507
FREE THROWS MADE		303
FREE THROW PERCENTAGE		60%
TOTAL POINTS SCORED		2,175
AVERAGE POINTS PER GAME		64.0
TOTAL STEALS		465
AVERAGE STEALS PER GAME		13.7
TOTAL FOULS		537
AVERAGE FOULS PER GAME		15.8
TOTAL BLOCKED SHOTS		123
AVERAGE BLOCKED SHOTS PER GAME		3.6
TOTAL OFFENSIVE REBOUNDS		436
AVERAGE OFFENSIVE REBOUNDS PER GAME		12.8
TOTAL DEFENSIVE REBOUNDS		611
AVERAGE DEFENSIVE REBOUNDS PER GAME		18.0
TOTAL REBOUNDS		1047
AVERAGE REBOUNDS PER GAME		30.8
FINAL RECORD	WON 27	LOST 7

OPPONENTS' TOTALS

	GAME	TOTAL F.G.			3 PT			FREE THROWS			TOT PTS	OR	DR	TOTAL REB.
		A	M	%	A	M	%	A	M	%				
1	Grand Ridge (H)	56	17	30%	16	3		14	11	79%	48	5	18	23
2	Cottondale (H)	65	18	28%	6	0		19	12	63%	48	10	13	23
3	Bay (H)	38	21	55%	18	10		16	12	75%	64	3	8	11
4	Chattahoochee (A)	47	18	38%	21	6		19	9	47%	51	13	14	27
5	Shanks (H)	58	21	36%	10	1		9	5	56%	48	15	13	28
6	Rutherford (A)	50	17	34%	19	4		14	8	57%	46	10	15	25
7	Greensboro (A)	63	19	30%	13	2		17	6	35%	46	20	12	32
8	Dr. Phillips (N)	46	23	50%	12	5		16	13	81%	64	8	13	21
9	Boca Ciega (N)	30	15	50%	9	3		18	11	61%	44	6	9	15
10	Dunnellon (N)	50	17	34%	17	5		7	6	86%	45	7	13	20
11	Sunset (N)	41	25	61%	12	7		4	3	75%	60	9	11	20
12	Mosley (H)	48	23	48%	17	5		7	4	57%	55	10	16	26
13	Leon (H)	34	15	44%	17	4		21	13	62%	47	3	18	21
14	Cottondale (H)	42	18	43%	14	4		23	11	48%	51	8	14	22
15	Greensboro (H)	53	18	34%	10	4		12	6	50%	46	9	17	26
16	Chiles (A)	50	15	30%	15	5		6	3	50%	38	6	21	27
17	Grand Ridge (A)	47	10	21%	11	3		25	15	60%	38	16	7	23
18	Chiles (H)	53	21	40%	18	5		14	10	71%	57	8	25	33
19	Liberty Co. (A)	52	22	42%	8	2		10	5	50%	51	14	23	37
20	Apalachicola (H)	61	19	31%	18	6		10	6	60%	50	14	14	28
21	Wewahitchka (A)	48	13	27%	19	7		19	12	63%	45	8	22	30
22	Chattahoochee (H)	55	14	25%	15	2		18	9	50%	39	13	20	33
23	Wewahitchka (H)	40	13	33%	8	0		28	16	57%	42	13	20	33
24	Apalachicola (A)	63	25	40%	18	6		9	2	22%	58	18	22	40
25	Bay (A)	49	20	41%	17	7		17	11	65%	58	7	16	23
26	Liberty Co. (H)	51	17	33%	13	1		16	6	38%	41	13	20	33
27	Cottondale (A)	43	20	47%	5	2		19	15	79%	57	10	18	28
28	Shanks (A)	50	23	46%	11	4		14	7	50%	57	7	17	24
29	Greensboro (N)	49	18	37%	11	3		11	5	45%	44	16	22	38
30	Wewahitchka (A)	29	11	38%	16	3		13	5	38%	30	4	19	23
31	Chiles (H)	41	22	54%	14	5		14	7	50%	56	1	21	22
32	Milton Central (H)	34	18	53%	14	6		30	17	57%	59	3	6	9
33	Cottondale (A)	47	13	28%	11	3		9	7	78%	36	4	18	22
34	Benjamin (N)	32	12	38%	17	6		23	15	65%	45	10	18	28
34	TOTALS	1615	611	38%	470	139		521	303	58%	1664	321	553	874
	AVERAGES	47.5	18.0		13.8	4.1		15.3	8.9		48.9	9.4	16.3	25.7

GAME HIGHS FOR TEAM

MOST FIELD GOAL ATTEMPTS	82; vs. Greensboro, 2-16-01
MOST FIELD GOALS MADE	41; vs. Greensboro, 12-16-00
BEST FIELD GOAL PERCENTAGE	57%; vs. Milton Central, 2-27-01 (30 of 53)
MOST FREE THROW ATTEMPTS	38; vs. Mosley, 12-27-00
MOST FREE THROWS MADE	23; vs. Wewahitchka, 1-23-01
BEST FREE THROW PERCENTAGE	88%; vs. Bay, 1-30-01 (7 of 8)
MOST OFFENSIVE REBOUNDS	25; vs. Greensboro, 2-16-01
MOST DEFENSIVE REBOUNDS	28; vs. Cottdale, 12-2-00 28; vs. Wewahitchka, 1-16-01
MOST REBOUNDS	44; vs. Cottdale, 12-2-00 44; vs. Greensboro, 1-4-01
MOST ASSISTS	28; vs. Greensboro, 12-16-00
MOST STEALS	27; vs. Chattahoochee, 1-19-01
MOST BLOCKED SHOTS	11; vs. Cottdale, 12-29-00
MOST POINTS IN ONE QUARTER	37; vs. Chiles, 1-9-01
MOST POINTS IN ONE HALF	53; vs. Liberty Co., 2-3-01
MOST POINTS IN GAME	95; vs. Greensboro, 12-16-00

TEAM TOTALS

GAME	TOTAL F.G.			3 PT			FREE THROWS			TOT PTS	ASTS	REG	VIOL	LP	BL	OR	DR	TOTAL REB.
	A	M	%	A	M	%	A	M	%									
1	55	19	35%	20	3	11	5	45%	46	6	6	3	16	2	11	23	34	
2	54	23	43%	2	0	15	10	67%	56	9	8	3	19	3	16	28	44	
3	57	25	44%	8	1	16	11	69%	62	7	12	4	10	2	13	11	24	
4	63	25	40%	11	1	18	12	67%	63	11	21	2	13	1	16	18	34	
5	57	24	42%	7	1	24	17	71%	66	16	15	0	11	4	11	20	31	
6	62	21	34%	14	6	12	6	50%	54	15	14	1	8	3	17	20	37	
7	76	41	54%	30	10	4	3	75%	95	28	16	0	4	5	10	25	35	
8	56	22	39%	28	7	5	3	60%	54	12	9	0	10	4	10	11	21	
9	49	19	39%	17	5	6	2	33%	45	10	8	4	10	8	10	12	22	
10	61	29	48%	9	2	12	6	50%	66	15	13	3	8	3	9	24	33	
11	55	21	38%	18	6	1	0	0%	48	12	2	1	7	1	6	10	16	
12	57	22	39%	15	3	38	21	55%	68	15	17	1	6	2	11	11	22	
13	52	21	40%	10	3	16	11	69%	56	6	8	5	9	2	10	15	25	
14	53	22	42%	14	3	16	9	56%	56	15	15	4	13	11	13	18	31	
15	71	28	39%	31	7	4	1	25%	64	13	12	3	12	3	21	23	44	
16	52	16	31%	16	2	11	6	55%	40	10	14	10	3	6	10	21	31	
17	39	14	36%	11	1	15	6	40%	35	10	2	4	8	2	11	20	31	
18	69	36	52%	24	5	12	6	50%	83	26	20	4	2	7	11	14	25	
19	70	30	43%	21	5	18	11	61%	76	20	21	4	12	3	19	13	32	
20	72	37	51%	15	6	9	7	78%	87	23	18	7	12	6	21	20	41	
21	72	33	46%	13	4	17	9	53%	79	21	22	5	3	3	13	28	41	
22	65	30	46%	25	8	16	11	69%	79	22	27	1	10	4	15	24	39	
23	60	25	42%	22	6	32	23	72%	79	19	21	4	11	1	8	18	26	
24	65	32	49%	19	8	19	7	37%	79	19	16	1	13	2	18	19	37	
25	57	26	46%	6	0	8	7	88%	59	10	12	7	4	3	9	15	24	
26	68	30	44%	21	6	18	13	72%	79	15	23	6	1	4	13	19	32	
27	52	19	37%	22	6	11	6	55%	50	9	4	4	3	1	7	8	15	
28	66	30	45%	15	5	14	11	79%	76	14	8	5	5	2	12	20	32	
29	82	32	39%	22	4	15	8	53%	76	16	15	1	8	3	25	18	43	
30	53	24	45%	11	3	21	11	52%	62	11	20	5	4	1	8	14	22	
31	71	25	35%	19	5	17	9	53%	64	12	19	2	8	4	18	16	34	
32	53	30	57%	13	5	20	15	75%	80	13	10	7	4	3	8	14	22	
33	47	20	43%	8	1	28	15	54%	56	13	9	5	3	7	10	21	31	
34	55	15	27%	16	2	8	5	63%	37	7	8	5	5	7	16	20	36	
34	2046	866	42%	553	140	507	303	60%	2175	480	465	121	275	123	436	611	1047	
AVERAGES		60.2	25.5	16.3	4.1	14.9	8.9	64.0	14.1	13.7	3.6	8.1	3.6	12.8	18.0	30.8		

2000-01 FINAL INDIVIDUAL STATISTICS

GP	PLAYER	TOTAL F.G.			3 PT			FREE THROWS			TOT	ASTS	REG	VIOL	LP	BL	OR	DR	TOT.
		A	M	%	A	M	%	A	M	%									
22	JERRELL SHOWERS	30	9	30%	7	0	0%	21	6	29%	24	4	6	3	8	4	9	12	21
34	RAYE BAILEY	241	83	34%	131	42	32%	57	33	58%	241	101	80	17	54	0	31	61	92
30	PRINCE JONES	88	28	32%	35	9	26%	23	12	52%	77	61	42	19	26	1	16	26	42
34	ISAIAH JENKINS	480	215	45%	163	39	24%	117	83	71%	552	104	74	14	43	11	46	57	103
34	SENECA CHAMBERS	502	223	44%	138	39	28%	109	62	57%	547	79	115	16	50	32	125	141	266
32	DUSTIN CREWS	51	16	31%	9	1	11%	7	3	43%	36	8	5	5	9	17	19	30	49
27	SANTIEL CHAMBERS	33	8	24%	18	3	17%	10	9	90%	28	10	2	1	14	0	7	13	20
30	TREMAINE LEWIS	59	32	54%	5	0	0%	40	22	55%	86	21	29	5	12	5	33	38	71
33	LAMAR PATTERSON	149	54	36%	26	3	12%	14	7	50%	118	22	33	15	19	6	37	69	106
34	KYRON BAILEY	409	198	48%	23	3	13%	107	68	64%	467	67	81	23	42	48	114	164	278
34	TOTALS	2046	866	42%	553	140	25%	507	303	60%	2175	480	465	121	275	123	436	611	1047
	Avg. per game	60.2	25.5		16.3	4.1		14.9	8.9		64.0	14.1	13.7	3.6	8.1	3.6	12.8	18.0	30.8

INDIVIDUAL HIGHS FOR SEASON

MOST FIELD GOALS	Seneca Chambers; 223 (Total FG) Raye Bailey; 42 (3 pt. FG)
BEST FIELD GOAL PERCENTAGE*	Isaiah Jenkins; 56% (176 of 317) 2 pts. Raye Bailey; 32% (42 of 131) 3 pts. Tremaine Lewis; 54% (32 of 59) Total
MOST FREE THROWS	Isaiah Jenkins; 83
BEST FREE THROW PERCENTAGE*	Isaiah Jenkins; 71% (83 of 117)
LEADING SCORER	Isaiah Jenkins; 552 pts., 16.2 avg. per game
LEADING OFFENSIVE REBOUNDER	Seneca Chambers; 125, 3.7 avg. per game
LEADING DEFENSIVE REBOUNDER	Kyron Bailey; 164, 4.8 avg. per game
LEADING REBOUNDER	Kyron Bailey; 278, 8.2 avg. per game
MOST ASSISTS	Isaiah Jenkins; 104, 3.1 avg. per game
MOST STEALS	Seneca Chambers; 115, 3.4 avg. per game
MOST BLOCKED SHOTS	Kyron Bailey; 48, 1.4 avg. per game
MOST CONSECUTIVE FREE THROWS	Isaiah Jenkins; 12 without a miss
MOST DUNKS	Isaiah Jenkins; 36

*50 or more attempts

INDIVIDUAL GAME HIGHS

MOST FIELD GOALS	(2 Pt.) Kyron Bailey; 12 vs. Bay 1-30-01 (3 Pt.) Seneca Chambers; 5 vs. Apalachicola 1-27-01 (Tot.) Isaiah Jenkins; 13 vs. Greensboro 12-16-00
BEST FIELD GOAL % (10 or more attempts)	Seneca Chambers; 75% (9/12) vs. Liberty Co. 2-3-01
MOST FREE THROWS	Seneca Chambers; 9 vs. Wewahitchka 1-23-01
BEST FREE THROW % (10 or more attempts)	Seneca Chambers; 75% (9/12) vs. Wewahitchka 1-23-01
(less than 10 attempts)	Isaiah Jenkins; 100% in 11 games with best of 6/6 vs. Chattahoochee 1-19-01
MOST OFFENSIVE REBOUNDS	Kyron Bailey; 9 vs. Greensboro 1-4-01 Seneca Chambers; 9 vs. Greensboro 2-16-01
MOST DEFENSIVE REBOUNDS	Kyron Bailey; 11 vs. Grand Ridge 12-1-00
MOST REBOUNDS	Kyron Bailey; 17 vs. Greensboro 1-4-01
MOST ASSISTS	Raye Bailey; 11 vs. Greensboro 12-16-00
MOST STEALS	Seneca Chambers; 10 vs. Wewahitchka 1-16-01
MOST BLOCKED SHOTS	Kyron Bailey; 8 vs. Cottondale 12-29-00
MOST POINTS IN A QUARTER	Isaiah Jenkins; 21 pts. vs. Chiles 1-9-01
MOST POINTS IN ONE HALF	Seneca Chambers; 24 pts. vs. Shanks 2-10-01
MOST POINTS IN A GAME	Isaiah Jenkins; 31 vs. Greensboro 12-16-00 Seneca Chambers; 31 vs. Shanks 2-10-01 Seneca Chambers; 31 vs. Milton Central 2-17-01
MOST DUNKS IN A GAME	Isaiah Jenkins; 4 vs. Wewhitchka 1-16-01 Isaiah Jenkins; 4 vs. Liberty Co. 2-3-01

PORT ST. JOE VS. GRAND RIDGE

AT PSJ

DATE 12/1/00

GAME #1

PLAYER	NO.		ATT				FIELD GOALS				3 PTR				FREE THROWS				TOTAL PTS				REBOUNDS						
			1	2	1	2	1	2	1	2	1	2	1	2	1	2	1	2	1	2	1	2	1	2	1	2	1	2	
JERRELL SHOWERS	11		2	1	0	0	3	0	0%																				
RAYE BAILEY	12	2	5	5	2	2	10	4	40%	4	0	0%																	
PRINCE JONES	13		1	1	1	0	2	1	50%																				
ISAIAH JENKINS	23		4	5	0	1	9	1	11%	9	1	11%	3	0	0%														
SENECA CHAMBERS	25	2	5	6	2	3	11	5	45%	4	1	25%																	
DUSTIN CREWS	30	1					0	0																					
SANTIEL CHAMBERS	33	1	3	1	1	0	4	1	25%	3	1	33%																	
TREMAINE LEWIS	34	2		3		0	3	0	0%																				
LAMAR PATTERSON	41						0	0																					
KYRON BAILEY	43	2	9	3	5	2	12	7	58%																				
PORT ST. JOE TOTALS	10	29	25	11	8	54	19	35%	20	3	15%	11	5	45%	46	6	5	3	16	2	11	23	34						
OPPONENT'S TOTALS	8	27	29	9	8	56	17	30%	16	3	19%	14	11	79%	48														

PSJ	OPP
10	14
26	24
38	32
46	48

1ST	QTR
2ND	QTR
3RD	QTR
4TH	QTR

PSJ First Half %	38%
PSJ Second Half %	32%

PORT ST. JOE VS. COTTONDALE

AT PSJ

DATE 12/2/00

GAME #2

PLAYER	NO.	ATT		MADE		TOTAL		FIELD GOALS		3 PTR		FREE THROWS		TOTAL PTS	ASTS		VIOL		BLKS		REBOUNDS				
		1	2	1	2	ATT	MDE	%	ATT	MDE	%	ATT	MDE		%	PTS	REG	LP	OFF	DEF	TOT				
JERRELL SHOWERS	11	1				1	0	0%						0											
RAYE BAILEY	12	2	5	2	1	0	7	14%				1	0	0%	2	3	1					2	4		
PRINCE JONES	13	2	3	2	1	0	5	20%				3	1	33%	3	1	3	2				5	7		
ISAIAH JENKINS	23	2	9	9	5	5	18	56%			1	0	0%	22	2		3				1	3	4		
SENECA CHAMBERS	25	4	5	1	4	0	6	67%				2	1	50%	9	2	3					2	2		
DUSTIN CREWS	30	1					0	0						0									0		
SANTIEL CHAMBERS	33	3	2	0			2	0	0%		1	0	0%	5	2		2					1	2	3	
TREMAINE LEWIS	34	2		1		1	1	100%						2			1					4	4		
LAMAR PATTERSON	41	4	4		1		4	25%						2	1	1	3	1				2	3	5	
KYRON BAILEY	43	3	6	4	2	3	10	50%				1	1	100%	11	1					3	2	5	10	15
PORT ST JOE TOTALS	23	35	19	14	9	54	23	43%			2	0	0%	56	9	8	3	19	3	16	28	44			
OPPONENT'S TOTALS	17	30	35	9	9	65	18	28%			6	0	0%	48						10	13	23			

PSJ First Half %	40%
PSJ Second Half %	47%

1ST QTR	PSJ	OPP
2ND QTR	21	15
3RD QTR	35	26
4TH QTR	43	35
TOTAL	56	48

PORT ST. JOE VS. CHATTAHOOCHEE

AT CHATTAHOOCHEE

DATE 12/8/00

GAME #4

PLAYER	NO.		ATT				FIELD GOALS				3 PTR		FREE THROWS		TOTAL PTS	ASTS			REBOUNDS					
	F		1	2	1	2	MADE	ATT	MDE	%	ATT	MDE	%	ATT		MDE	%	REG	VIOL	L.P.	BKLS	OFF	DEF	TOT
JERRELL SHOWERS																								
RAYE BAILEY	12	2	3	5	1	2	8	3	38%	3	1	33%	2	0	0%	7	3	2	1			1		1
PRINCE JONES	13	2	2	2	1	0	4	1	25%				3	2	67%	4	1	2	1					
ISAIAH JENKINS	23	2	9	4	2	2	13	4	31%	3	0	0%	4	3	75%	11	3	3	3	1		3	1	4
SENECA CHAMBERS	25	4	10	6	5	2	16	7	44%	2	0	0%	7	5	71%	19	1	5				6	5	11
DUSTIN CREWS	30		2		0		2	0	0%							0	1	1	2			1		1
SANTIEL CHAMBERS	33		1		0		1	0	0%	1	0	0%				0								
TREMAINE LEWIS	34						0	0					2	2	100%	2						1	2	3
LIMAR PATTERSON	41	4		1	1	1	1	1	100%							2	1	1	5			1	1	2
KYRON BAILEY	43	4	10	8	5	4	18	9	50%	2		0%				18	7	7	1			3	9	12
PORT ST. JOE TOTALS	18	37	26	14	11	63	25	40%	11	1	9%	18	12	67%	63	11	21	2	13	1	16	18	34	34

OPPONENT'S TOTALS	18	22	25	8	10	47	18	38%	20	6	30%	19	9	47%	51							13	14	27
-------------------	----	----	----	---	----	----	----	-----	----	---	-----	----	---	-----	----	--	--	--	--	--	--	----	----	----

PSJ First Half %	38%
PSJ Second Half %	42%

1ST QTR	14
2ND QTR	35
3RD QTR	46
4TH QTR	63

PSJ OPP	7
	26
	37
	51

PORT ST. JOE VS. CHATTAHOOCHEE

AT CHATTAHOOCHEE

DATE 12/8/00

GAME #4

PLAYER	NO.		ATT		FIELD GOALS		3 PTR		FREE THROWS		TOTAL PTS	ASTS			REBOUNDS								
	F		1	2	MADE	TOTAL	ATT	MDE	%	ATT		MDE	%	REG	VIOL	L.P.	BKLS	OFF	DEF	TOT			
JERRELL SHOWERS																							
RAYE BAILEY	12	2	3	5	1	2	8	3	38%	3	1	33%	2	0	0%	7	3	2	1	1			
PRINCE JONES	13	2	2	2	1	0	4	1	25%				3	2	67%	4	1	2	1	1			
ISAIAH JENKINS	23	2	9	4	2	2	13	4	31%	3	0	0%	4	3	75%	11	3	3	3	1			
SENECA CHAMBERS	25	4	10	6	5	2	16	7	44%	2	0	0%	7	5	71%	19	1	5	6	5			
DUSTIN CREWS	30		2		0		2	0	0%							0	1	1	2	1			
SANTIEL CHAMBERS	33		1		0		1	0	0%	1	0	0%				0							
TREMAINE LEWIS	34						0	0					2	2	100%	2	1	1	5	1			
LIMAR PATTERSON	41	4		1	1	1	1	1	100%				2	1		2	1	1	1	2			
KYRON BAILEY	43	4	10	8	5	4	18	9	50%	2	0	0%				18	7	1	3	9			
PORT ST. JOE TOTALS	18	37	26	14	11	63	25	40%	11	1	9%	18	12	67%	63	11	21	2	13	1	16	18	34
OPPONENT'S TOTALS	18	22	25	8	10	47	18	38%	20	6	30%	19	9	47%	51						13	14	27

PSJ First Half %	38%
PSJ Second Half %	42%

1ST QTR	14
2ND QTR	35
3RD QTR	46
4TH QTR	63

PSJ OPP	7
	26
	37
	51

PORT ST. JOE VS. PANAMA CITY RUTHERFORD

AT PANAMA CITY

DATE 12/12/00

GAME #6

PLAYER	NO.	F	ATT				FIELD GOALS				3 PTR	%	FREE THROWS		%	TOTAL PTS	ASTS	REG	VIOL	LP	BLKS	REBOUNDS						
			1	2	1	2	MADE	ATT	MDE	%			ATT	MDE								OFF	DEF	TOT				
JERRELL SHOWERS	12	1	6	2	2	1	8	3	38%	5	3	60%	1	0	0%	9	3	1										
PRINCE JONES	13	2	2	3	1	2	5	3	60%	1	1	100%	2	2	100%	9	2	1					1	1	2			
ISAIAH JENKINS	23	1	8	3	3	1	11	4	36%	5	2	40%	5	3	60%	13	2	2	1	3	2	1	3	4				
SENECA CHAMBERS	25	4	11	3	2	1	14	3	21%	3	0	0%				6	1	2					6	5	11			
DUSTIN CREWS	30	1														0												
SANTIEL CHAMBERS	33															0										0		
TREMAINE LEWIS	34	1	2		1	2	1	50%					2	1	50%	3	1			1					1	1		
LAMAR PATTERSON	41	2	4	8	1	2	12	3	25%							6				1					1	1		
KYRON BAILEY	43	4	3	7	1	3	10	4	40%				2	0	0%	8	6	6		2	1		4	6	10	6		
PORT ST. JOE TOTALS	16	36	26	11	10	62	21	34%	14	6	43%	12	6	50%	54	15	14	1	8	3	17	20	37					
OPPONENT'S TOTALS	5	29	22	10	8	51	18	35%	19	4	21%	14	8	57%	48											11	11	22

PSJ First Half % 31%
PSJ Second Half % 38%

PSJ	OPP	1ST QTR	2ND QTR	3RD QTR	4TH QTR
20	11	27	28	42	36
54	48				

PORT ST. JOE VS. PANAMA CITY RUTHERFORD

AT PANAMA CITY

DATE 12/12/00

GAME #6

PLAYER	NO.	F	ATT			FIELD GOALS			3 PTR	FREE THROWS	TOTAL PTS	ASTS	REG	VIOL	L.P.	BLKS	REBOUNDS								
			1	2	1	2	1	2									ATT	MDE	%	ATT	MDE	%	OFF	DEF	TOT
JERRELL SHOWERS																									
RAYE BAILEY	12	1	6	2	2	1	8	3	38%	5	3	60%	1	0	0%	9	3	1	2	1	1	2			
PRINCE JONES	13	2	2	3	1	2	5	3	60%	1	1	100%	2	2	100%	9	2	1							
ISAIAH JENKINS	23	1	8	3	3	1	11	4	36%	5	2	40%	5	3	60%	13	2	2	1	3	2	1	3	4	
SENECA CHAMBERS	25	4	11	3	2	1	14	3	21%	3	0	0%				6	1	2							
DUSTIN CREWS	30	1														0									
SANTIEL CHAMBERS	33															0									
TREMAINE LEWIS	34	1	2		1	2	1	50%		2	1	50%				0									
LAMAR PATTERSON	41	2	4	8	1	2	12	3	25%							3	1	1		1					
KYRON BAILEY	43	4	3	7	1	3	10	4	40%							6		2		2					
PORT ST. JOE TOTALS	16	36	26	11	10	62	21	34%	14	6	43%	12	6	50%	54	15	14	1	8	3	17	20	37		
OPPONENT'S TOTALS	5	29	22	10	8	51	18	35%	19	4	21%	14	8	57%	48										

PSJ First Half %	31%
PSJ Second Half %	38%

1ST QTR	PSJ	OPP
2ND QTR	20	11
3RD QTR	27	28
4TH QTR	42	36
TOTAL	54	48

PORT ST. JOE VS. ORLANDO DR. PHILLIPS

AT GAINESVILLE - U of F O'CONNELL CENTER

DATE 12/20/00

GAME #8

PLAYER	NO.		ATT				FIELD GOALS				FREE THROWS				TOTAL				REBOUNDS						
		F	1	2	3	4	MADE	ATT	MDE	%	3 PTR	ATT	MDE	%	PTS	ASTS	REG	VIOL	L.P.	BLKS	OFF	DEF	TOT		
JERRELL SHOWERS																									
RAYE BAILEY	12	3	2	4	1	1	6	2	33%	5	2	40%			6	2	3								
PRINCE JONES	13	2	2	3	0	1	5	1	20%	4	1	25%			3	4	1						1	1	
ISAIAH JENKINS	23		7	6	3	3	13	6	46%	7	2	29%			3	4	1							0	
SENECA CHAMBERS	25	4	8	10	2	4	18	6	33%	8	1	13%			16	4						2	1	3	
DUSTIN CREWS	30														14	1	3					4	5	4	9
SANTIEL CHAMBERS	33		1		0	1	1	0	0%						0								1	1	
TREMAINE LEWIS	34	1		1	1	1	1	1	100%						0							1		0	
LAMAR PATTERSON	41		2	1	1	0	3	1	33%	1	0	0%			2	0	1					2	0	2	
KYRON BAILEY	43	3	5	4	3	2	9	5	56%	3	1	33%			2	1						1	1	2	
PORT ST. JOE TOTALS	13	27	29	10	12	56	22	39%	28	7	25%	5	3	60%	54	12	9	0	10	4	10	11	21		
OPPONENT'S TOTALS	10	23	23	13	10	46	23	50%	12	5	42%	16	13	81%	64						8	13	21		

PSJ First Half %	37%
PSJ Second Half %	41%

1ST QTR	17	19
2ND QTR	23	34
3RD QTR	39	45
4TH QTR	54	64

PSJ OPP	17	19
	23	34
	39	45
	54	64

PORT ST. JOE VS. BOCA CIEGA (GULFPORT, FL)

AT GAINESVILLE U of F O'CONNELL CENTER

DATE 12/21/00

GAME #9

PLAYER	NO.		ATT				FIELD GOALS				FREE THROWS			TOTAL			REBOUNDS									
	F		1	2	1	2	MADE	ATT	%	3 PTR	ATT	MDE	%	ATT	MDE	%	PTS	ASTS	REG	VIOL	L.P.	BLKS	OFF	DEF	TOT	
JERRELL SHOWERS																										
RAYE BAILEY	12	4	3	4	2	2	7	4	57%	6	4	67%				12	1	2		3				1	2	3
PRINCE JONES	13	1		1		0	1	0	0%	1	0	0%				0	5	2		1				1	1	2
ISAIAH JENKINS	23	2	8	7	4	2	15	6	40%	6	1	17%	5	2	40%	15	3	2		2				2		2
SENECA CHAMBERS	25	4	8	9	1	4	17	5	29%	4	0	0%				10		2		3	1	4	2		6	
DUSTIN CREWS	30															0										0
SANTIEL CHAMBERS	33															0										0
TREMAINE LEWIS	34			1		0	1	0	0%							0										0
LAMAR PATTERSON	41	3		1		1	1	1	100%				1	0	0%	2				1				3	3	3
KYRON BAILEY	43	4	2	5	1	2	7	3	43%							6		2		1	1	6	2	4	6	
PORT ST. JOE TOTALS	18	21	28	8	11	49	19	39%	17	5	29%	6	2	33%	45	10	8	4	10	8	10	8	10	12	22	
OPPONENT'S TOTALS	17	17	13	8	7	30	15	50%	9	3	33%	18	11	61%	44								6	9	15	

PSJ First Half %	38%
PSJ Second Half %	39%

1ST QTR	15	15
2ND QTR	21	25
3RD QTR	34	36
4TH QTR	45	44

PSJ OPP	15	15
	21	25
	34	36
	45	44

PORT ST. JOE VS. DUNNELLON

AT GAINESVILLE - U of F O'CONNELL CENTER

DATE 12/22/00

GAME #10

PLAYER	NO.		ATT		FIELD GOALS		TOTAL		3 PTR		FREE THROWS		TOTAL		ASTS		VIOL		LP		BLKS		REBOUNDS		
	11	12	1	2	MADE	ATT	MDE	%	ATT	MDE	%	ATT	MDE	%	PTS	REG	REG	VIOL	VIOL	LP	LP	BLKS	OFF	DEF	TOT
JERRELL SHOWERS	11				1	0	1	0	0%			2	0	0%	0	1									0
RAYE BAILEY	12	2	3	0	1	6	1	17%	2	0	0%			2			1	1	2					2	2
PRINCE JONES	13	2	3	1	1	4	2	50%	1	0	0%			4	3	2	1							5	5
ISAIAH JENKINS	23	2	11	4	6	3	15	9	60%	3	1	33%	2	2	100%	3	5	1	2				1	2	3
SENECA CHAMBERS	25	6	7	2	3	13	5	38%	2		0%			10	4	4		2	1	2	1	2	7	9	
DUSTIN CREWS	30		2		1	2	1	50%						2	1	1		1					1	1	
SANTIEL CHAMBERS	33													3											
TREMAINE LEWIS	34	1	1	2	1	3	2	67%	1	1	100%	2	1	50%	5	2							1	1	2
LAMAR PATTERSON	41				4	2	4	2	50%			2	2	100%	6	1								2	2
KYRON BAILEY	43	2	5	6	3	3	11	6	55%			4	1	25%	13				1	2	3	6	9	9	
PORT ST. JOE TOTALS	9	31	30	14	15	61	29	48%	9	2	22%	12	6	50%	66	15	13	3	8	3	8	3	9	24	33
OPPONENT'S TOTALS	10	21	29	5	12	50	17	34%	17	5	29%	7	6	86%									7	13	20

PSJ First Half %	45%
PSJ Second Half %	50%

1ST QTR	PSJ	OPP
2ND QTR	20	3
3RD QTR	30	13
4TH QTR	48	25
TOTAL	66	45

PORT ST. JOE VS. PANAMA CITY MOSLEY

AT PSJ

DATE 12/27/06

GAME #12

PLAYER	NO.	F	ATT		FIELD GOALS		TOTAL	%	3 PTR	%	FREE		TOTAL	PTS	VIOL		L.P.	BLKS	REBOUNDS							
			1	2	MADE	ATT					MDE	MDE			ATT	MDE			%	ASTS	REG	OFF	DEF	TOT		
JERRELL SHOWERS	11												0													
RAYE BAILEY	12	1	6	1	1	0	7	14%	2	0	0%	9	6	67%	8	3	7									
PRINCE JONES	13	4	1	2	1	0	3	33%	1	1	100%	2	1	50%	4	1	2	1								
ISAIAH JENKINS	23		8	6	3	2	14	36%	8	2	25%	8	6	75%	18	4	2	2	2	1	1	1				
SENECA CHAMBERS	25	2	8	9	3	6	17	53%	3	0	0%	15	7	47%	25	2	4									
DUSTIN CREWS	30	1												0												
SANTIEL CHAMBERS	33													0												
TREMAINE LEWIS	34		3	1	2	0	4	50%	1	0	0%	2	0	0%	4											
LAMAR PATTERSON	41	1	1		0	1	0	0%						0												
KYRON BAILEY	43	3	10	1	3	1	11	36%				2	1	50%	9	5	2	4	1	5	6	11				
PORT ST. JOE TOTALS		12	37	20	13	9	57	39%	15	3	20%	38	21	55%	68	15	17	1	6	3	11	11	11	22		
OPPONENT'S TOTALS		27	17	31	6	17	48	48%	17	5	29%	7	4	57%	55							10	16	26		

PSJ First Half % 35%
PSJ Second Half % 45%

1ST QTR
2ND QTR
3RD QTR
4TH QTR

PSJ OPP
17 7
31 15
44 35
68 55

PORT ST. JOE VS. TALLAHASSEE LEON

AT PSJ

DATE 12/28/00

GAME #13

PLAYER	NO.		ATT				FIELD GOALS				3 PTR				FREE THROWS		TOTAL				REBOUNDS					
	F		1	2	3	4	MADE	ATT	%	MDE	1	2	3	4	ATT	MDE	%	PTS	ASTS	REG	VIOL	L.P.	BLKS	OFF	DEF	TOT
JERRELL SHOWERS																										
RAYE BAILEY	12	4	4	5	1	3	9	4	44%	4	2	2	40%	2	1	50%	11	4			1					0
PRINCE JONES	13	1	2	3	0	1	5	1	20%	1	0	0	0%				2	2	1	4					1	1
ISAIAH JENKINS	23	4	8	1	2	0	9	2	22%	2	0	2	0%	3	3	100%	7	1	1	1	1	1	1	3	1	4
SENECA CHAMBERS	25	3	6	9	2	5	15	7	47%					5	2	40%	16	1	3	3				3	4	7
DUSTIN CREWS																										
SANTIEL CHAMBERS	33																0									0
TREMAINE LEWIS	34																0									0
LAMAR PATTERSON	41	2		1		0	1	0	0%	0	1	0	0%	1	0	ERR	0				2				5	5
KYRON BAILEY	43	4	6	7	3	4	13	7	54%	1	1	1	100%	6	5	83%	20	2	2	2	1	4	4	4	8	
PORT ST. JOE TOTALS	18	26	26	8	13	52	21	40%	10	3	30%	16	11	69%	56	6	8	5	9	2	10	15	25			
OPPONENT'S TOTALS	20	13	21	7	8	34	15	44%	17	4	24%	21	13	62%	47								3	18	21	

PSJ First Half %	31%
PSJ Second Half %	50%

1ST QTR	PSJ	OPP
2ND QTR	7	13
3RD QTR	20	22
4TH QTR	38	38
TOTAL	56	47

PORT ST. JOE VS. COTTONDALE

AT PSJ

DATE 12/29/00

GAME #14

PLAYER	NO.		ATT		FIELD GOALS		TOTAL		3 PTR		FREE THROWS		TOTAL PTS	VIOL		REBOUNDS								
	F		1	2	MADE	ATT	MDE	%	ATT	MDE	%	ATT		MDE	%	ASTS	REG	BLKS	OFF	DEF	TOT			
JERRELL SHOWERS																								
RAYE BAILEY	12	2	3	3	1	1	6	2	33%	6	2	33%	4	2	50%	8	4	1	5	1	2	3		
PRINCE JONES	13	2	2	2	0	0	2	0	0%	1	0	0%	2	1	50%	1	1	2						
ISAIAH JENKINS	23	2	7	6	1	2	13	3	23%	3	0	0%	2	1	50%	7	3	3	1	1	4	2	6	
SENECA CHAMBERS	25	4	8	7	5	4	15	9	60%	2	1	50%	5	3	60%	22	3	4	1	3	5	3	8	
DUSTIN CREWS	30															0								0
SANTIEL CHAMBERS	33															0								0
TREMAINE LEWIS	34		1	0	0	1	1	0	0%															0
LAMAR PATTERSON	41	4	3	4	1	3	7	4	57%	2	0	0%				8	1	3						0
KYRON BAILEY	43	4	6	3	3	1	9	4	44%				3	2	67%	10	4	4	2	1	8	2	7	9
PORT ST. JOE TOTALS	18	30	23	11	11	53	22	42%	14	3	21%	16	9	56%	56	15	15	4	13	11	13	18	31	
OPPONENT'S TOTALS	17	23	19	9	9	42	18	43%	14	4	29%	23	11	48%	51						8	14	22	

PSJ First Half %	37%
PSJ Second Half %	48%

1ST QTR	14
2ND QTR	24
3RD QTR	38
4TH QTR	56

PSJ OPP	12
	22
	36
	51

PORT ST. JOE VS. GREENSBORO

AT PSJ

DATE 1/4/01

GAME #15

PLAYER	NO.		ATT				FIELD GOALS				3 PTR				FREE THROWS		TOTAL				REBOUNDS						
	F	1	2	1	2	MADE	ATT	%	TOTAL	ATT	MDE	%	ATT	MDE	%	ATT	MDE	PTS	ASTS	REG	VIOL	L.P.	BLKS	OFF	DEF	TOT	
BERRILL SHOWERS	11	1	2	1	2	1	2	50%	2	1	50%	1	0	0%	2	0	0%	2				1				4	4
RAYE BAILEY	12	1	6	3	3	1	9	44%	4	4	44%	7	3	43%				11	3	2		3				4	4
PRINCE JONES																											
ISAIAH JENKINS	23	1	8	9	3	4	17	41%	7	7	41%	8	1	13%				15	4	3	1	2				1	1
SENECA CHAMBERS	25	3	8	8	2	2	16	25%	4	4	25%	8	2	25%	2	1	50%	11	2	2		1			5	3	8
DUSTIN CREWS	30	2	1	1	0	0	2	0%	0	2	0%	1	0	0%				0				1	1	1	1	2	
SANTIEL CHAMBERS	33	1	3	0	0	0	3	0%	0	3	0%	3	0	0%				0				1	1	1	1	2	
TREMAINE LEWIS																											
LAMAR PATTERSON	41	2	4	2	1	6	1	17%	6	1	17%	2	0	0%				2	2	2	2	2			5	1	6
KYRON BAILEY	43	7	9	5	6	16	11	69%	11	16	69%	1	1	100%				23	2	3		1	2	2	9	8	17
PORT ST. JOE TOTALS	11	39	32	15	13	71	28	39%	31	7	23%	4	1	25%	64	13	12	3	12	3	21	3	21	23	44		
OPPONENT'S TOTALS	5	22	31	5	13	53	18	34%	10	4	40%	12	6	50%	46									9	17	26	

PSJ First Half %	38%
PSJ Second Half %	41%

1ST QTR	17	6
2ND QTR	35	12
3RD QTR	52	31
4TH QTR	64	46

PSJ	OPP
17	6
35	12
52	31
64	46

PORT ST. JOE VS. TALLAHASSEE CHILES

AT TALLAHASSEE

DATE 1/5/01

GAME #16

PLAYER	NO		ATT				FIELD GOALS				FREE THROWS				TOTAL				REBOUNDS						
	F		1	2	3	4	MADE	ATT	%	MADE	ATT	%	MADE	ATT	%	PTS	ASTS	REG	VIOL	L.P.	BLKS	OFF	DEF	TOT	
JERRELL SHOWERS	11															0			1	1					0
RAYE BAILEY	12	5	5	2	0	1	7	1	14%	6	1	17%				3	2	5	1	1					3
PRINCE JONES																									6
ISAIAH JENKINS	23	1	8	6	3	3	14	6	43%	4	0	0%				12	3	2	1	1					1
SENECA CHAMBERS	25	5	5	4	2	1	9	3	33%	4	1	25%				10	1	2	1	1					1
DUSTIN CREWS	30			2	0	2	0	0	0%																6
SANTIEL CHAMBERS	33	1														0						2	1	1	2
TREMAINE LEWIS																0									0
LAMAR PATTERSON	41	1	3	6	0	2	9	2	22%	1	0	0%				4									
KYRON BAILEY	43		6	5	2	2	11	4	36%	1	0	0%				11	4	2	2	1		2	3	9	12
PORT ST. JOE TOTALS	13	27	25	7	9	52	16	31%	16	2	13%	6	55%	40	10	14	8	4	6	10	21	31			
OPPONENT'S TOTALS	11	23	27	6	9	50	15	30%	15	5	33%	6	50%	38							6	17	23		

PSJ First Half %	26%
PSJ Second Half %	36%

PSJ	OPP
12	9
18	16
28	27
40	38

1ST QTR	
2ND QTR	
3RD QTR	
4TH QTR	

PORT ST. JOE VS. TALLAHASSEE CHILES

AT TALLAHASSEE

DATE 1/5/01

GAME #16

PLAYER	NO.	F	ATT			FIELD GOALS			TOTAL	MDE	%	3 PTR	ATT	MDE	%	FREE	THROWS	ATT	MDE	%	TOTAL	PTS	ASTS	REG	VIOL	L.P.	BLKS	REBOUNDS						
			1	2	1	2	1	2																				1	2	1	2	1	2	3
JERRELL SHOWERS	11																				0					1								
RAYE BAILEY	12	5	2	0	1	7	1	14%	6	1	17%										3	2	5	1	1									
PRINCE JONES																																		
ISAIAH JENKINS	23	1	8	6	3	14	6	43%	4	0	0%										12	3	2	1	1									
SENECA CHAMBERS	25	5	4	2	1	9	3	33%	4	1	25%										10	1	2	1	1	1	1	2	4	6				
DUSTIN CREWS	30					2	0	0%													0													
SANTIEL CHAMBERS	33	1																			0													
TREMAINE LEWIS																					0													
LAMAR PATTERSON	41	1	3	6	0	2	9	22%	1	0	0%										4													
KYRON BAILEY	43	6	5	2	2	11	4	36%	1	0	0%										11	4	2	2	1	2	2	3	9	12				
PORT ST. JOE TOTALS	13	27	25	7	9	52	16	31%	16	2	13%										40	10	14	8	4	6	10	21	31					
OPPONENT'S TOTALS	11	23	27	6	9	50	15	30%	15	5	33%										38													

PSJ First Half %	26%
PSJ Second Half %	36%

PSJ	OPP
12	9
18	16
28	27
40	38

1ST QTR	
2ND QTR	
3RD QTR	
4TH QTR	

PORT ST. JOE VS. TALLAHASSEE CHILES

AT PSJ

DATE 1/9/01

GAME #18

PLAYER	NO		ATT		FIELD GOALS		TOTAL		3 PTR		FREE THROWS		TOTAL PTS	ASTS	REG VIOL	L.P.	BLKS	REBOUNDS					
	F		1	2	MADE	ATT	MDE	%	ATT	MDE	%	ATT						MDE	%	OFF	DEF	TOT	
JERRELL SHOWERS	11	4	2	2	1	2	1	2	1	0	0%	4	1	25%	3				1	1	1		
RAYE BAILEY	12	4	9	3	5	0	12	5	7	3	43%	2	2	100%	15	10	2		1	1	2		
PRINCE JONES	13	1	1	3	0	1	4	1	2	0	0%				2	2	1						
ISAIAH JENKINS	23		17	4	10	1	21	11	5	1	20%				23	4	3	1				0	
SENECA CHAMBERS	25	2	6	7	4	4	13	8	6	1	17%	6	3	50%	20	4	6		4	1	5	6	
DUSTIN CREWS	30	1													0	3							
SANTIEL CHAMBERS	33		2		1	2	1	1	1	0	0%				2				1		2	2	
TREMAINE LEWIS	34	2	1	1	1	1	2	2			100%				4		1	1	1	1	1	1	
LAMAR PATTERSON	41			3	1	3	1	3	1	0	0%				2						1	1	2
KYRON BAILEY	43	2	4	6	2	4	10	6	1	0	0%				12	3	4		1	2	3	5	
PORT ST. JOE TOTALS	16	38	31	22	14	69	36	52%	24	5	21%	12	6	50%	83	26	20	4	2	7	11	14	25
OPPONENT'S TOTALS	9	23	30	10	11	53	21	40%	18	5	28%	14	10	71%	57						8	25	33

PSJ First Half %	58%
PSJ Second Half %	45%

1ST QTR	PSJ	OPP
2ND QTR	11	14
3RD QTR	48	29
4TH QTR	61	42
	83	57

PORT ST. JOE VS. LIBERTY COUNTY

AT LIBERTY CO.

DATE 1/12/01

GAME #19

PLAYER	NO		ATT			FIELD GOALS			3 PTR			FREE THROWS		TOTAL PTS	ASTS			REBOUNDS				
	F		1	2		MADE	ATT	%	MDE	ATT	%	ATT	MDE		%	REG	VIOL	L.P.	BLKS	OFF	DEF	TOT
JERRELL SHOWERS	11		1			0	1	0%	0			2	2	100%	2			2			1	1
RAYE BAILEY	12	3	3	8	0	2	11	18%	2	5	0%				4	5	4	1			1	1
PRINCE JONES	13		2	5	1	3	7	57%	4	6	50%				11	5	5	2			2	2
ISAIAH JENKINS	23		12	8	5	5	20	50%	10	8	25%	5	4	80%	26	2	4	2			1	1
SENECA CHAMBERS	25	3	9	4	5	3	13	62%	8	1	0%	5	1	20%	17	2	4	1	3	1	6	1
DUSTIN CREWS	30	1	1			0	1	0%	0						0						3	3
SANTIEL CHAMBERS	33														0			1				0
TREMAINE LEWIS	34	2	2		1		2	50%	1						2	1	2	1			2	2
LAMAR PATTERSON	41	1	1	1	0	0	2	0%	0						0		1				2	2
KYRON BAILEY	43	1	7	6	3	2	13	38%	5	1	0%	6	4	67%	14	5	2	2			3	7
PORT ST. JOE TOTALS	11	36	34	15	15	70	30	43%	21	5	24%	18	11	61%	76	20	21	4	12	3	19	13
OPPONENT'S TOTALS	16	26	26	10	12	52	22	42%	8	2	25%	10	5	50%	51						14	23

PSJ First Half %	42%
PSJ Second Half %	44%

1ST QTR	15	14
2ND QTR	41	22
3RD QTR	56	43
4TH QTR	73	51

PORT ST. JOE VS. APALACHICOLA

AT PSJ

DATE 1/13/01

GAME #20

PLAYER	NO.		ATT				FIELD GOALS				FREE THROWS				TOTAL PTS	REBOUNDS									
	F		1	2	3	4	MADE	ATT	%	TOTAL	ATT	MDE	%	3 PTR		ATT	MDE	%	ASTS	REG	VIOL	L.P.	BLKS	OFF	DEF
JERRELL SHOWERS	11		1	4	0	1	5	1	20%	0	0	0%						2		1	1	2		2	2
RAYE BAILEY	12	3	6	3	2	3	9	5	56%	0	0	0%						10	4	4	2			1	1
PRINCE JONES	13																	0	3	1	3				3
ISAIAH JENKINS	23		7	6	4	3	13	7	54%	4	2	50%						18	4			1		1	1
SENECA CHAMBERS	25	2	12	5	6	3	17	9	53%	4	3	75%						23	5	2	5	1	5	8	13
DUSTIN CREWS	30	3	1	2	0	1	3	1	33%	1	1	100%						3		2		1		2	2
SANTIEL CHAMBERS	33			3		1	3	1	33%	1	0	0%						2	2	1	2			1	1
TREMAINE LEWIS	34	2	2	2	2	1	4	3	75%									8		3				1	4
LAMAR PATTERSON	41	1	1	6	0	4	7	4	57%									8	3	1	1			5	2
KYRON BAILEY	43	1	6	5	3	3	11	6	55%	1	0	0%						13	2	5	3	1	3	1	4
PORT ST. JOE TOTALS	12	36	36	17	20	72	37	51%	15	6	40%	7	78%	87	23	18	7	12	6	21	20	41			
OPPONENT'S TOTALS	10	31	30	9	10	61	19	31%	18	6	33%	10	60%	50									14	14	28

PSJ First Half %	47%
PSJ Second Half %	56%

1ST QTR	31	10
2ND QTR	44	24
3RD QTR	66	36
4TH QTR	87	50

PSJ	OPP
31	10
44	24
66	36
87	50

PORT ST. JOE VS. CHATTAHOOCHEE

AT PSJ

DATE 1/19/01

GAME #22

PLAYER	NO.	ATT		FIELD GOALS			3 PTR			FREE THROWS		TOTAL PTS	ASTS	REG	VIOL	L.P.	BLKS	REBOUNDS						
		1	2	MADE	ATT	TOTAL	MDE	%	ATT	MDE	%							OFF	DEF	TOT				
JERRELL SHOWERS	11	3	1	3	1	1	4	2	50%	2	0	0%	3	0	0%	4	2	1			3	3		
RAYE BAILEY	12	1	2	4	1	2	6	3	50%	6	3	50%				9	2	2	1		2	6	8	
PRINCE JONES	13	2	1	2	0	0	3	0	0%	2	0	0%				0	5	2	1			1	1	
ISAIAH JENKINS	23	1	4	3	0	3	7	3	43%	3	0	0%	6	6	100%	12	4	2	1	1	1	1	1	
SENECA CHAMBERS	25	3	11	4	5	4	15	9	60%	5	3	60%	2	1	50%	22	6	3	1		4	5	9	
DUSTIN CREWS	30	4	1	4	0	0	5	0	0%							0				2	2	1	1	
SANTIEL CHAMBERS																								
TREMAINE LEWIS	34	1	2	2	1	2	4	3	75%	1	0	0%				6	1	2	1		3	1	4	
LAMAR PATTERSON	41	2	9	5	5	1	14	6	43%	6	2	33%	2	2	100%	16	2	7	2		1	2	3	
KYRON BAILEY	43	3	4	3	2	2	7	4	57%				3	2	67%	10	2	7		1	3	6	9	
PORT ST. JOE TOTALS	20	35	30	15	15	15	65	30	46%	25	8	32%	16	11	69%	79	22	27	1	10	4	15	24	39
OPPONENT'S TOTALS	15	29	26	6	8	8	55	14	25%	15	2	13%	18	9	50%	39					13	20	33	

PSJ First Half %	43%
PSJ Second Half %	50%

1ST QTR	PSJ	OPP
2ND QTR	22	9
3RD QTR	40	17
4TH QTR	56	22
TOTAL	79	39

PLAYER	NO.		ATT				FIELD GOALS				3 PTR				FREE THROWS		TOTAL PTS	ASTS	REG	VIOL	L.P.	BLKS	REBOUNDS			
	F		1	2	1	2	1	2	ATT	MDE	%	ATT	MDE	%	ATT	MDE							%	OFF	DEF	TOT
JERRELL SHOWERS	11				1		0	1	0	0%	1	0	0%	1	0	0%	0				2			1	1	
RAYE BAILEY	12	3	6	2	2	0	8	2	25%	7	2	29%	10	5	50%	11	7	7	1	1			1	1	2	
PRINCE JONES	13	1														0	1	2		1					0	
ISAIAH JENKINS	23	2	10	6	5	5	16	10	63%	6	3	50%	4	4	100%	27	4	3	1	3					2	
SENECA CHAMBERS	25	5	7	3	1	1	10	2	20%	4	0	0%	12	9	75%	13	3	4	1	3	1			7	7	
DUSTIN CREWS	30	2	1	3	1	2	4	3	75%	1	0	0%				6							1	1	2	
SANTIEL CHAMBERS																										
TREMAINE LEWIS	34	3	1	1	1	0	2	1	50%	1	0	0%				2		1							1	
LAMAR PATTERSON	41	5	4	3	1	2	7	3	43%							6	3	1						1	3	4
KYRON BAILEY	43	2	5	7	3	1	12	4	33%	2	1	50%	6	5	83%	14	1	3	1	1			5	2	7	
PORT ST. JOE TOTALS	23	34	26	14	11	60	25	42%	22	6	27%	32	23	72%	79	19	21	4	11	1	1	8	18	26		
OPPONENT'S TOTALS	26	17	23	8	5	40	13	33%	8	0	0%	28	16	57%	42								13	20	33	

PSJ First Half %	41%
PSJ Second Half %	42%

1ST QTR	13	8
2ND QTR	36	21
3RD QTR	58	31
4TH QTR	79	42

PSJ	OPP
13	8
36	21
58	31
79	42

PORT ST. JOE VS. APALACHICOLA

AT APALACHICOLA

DATE 1/27/01

GAME #24

PLAYER	NO.		ATT			FIELD GOALS			3 PTR			FREE THROWS			TOTAL			REBOUNDS							
	F		1	2		MADE	TOTAL	%	ATT	MDE	%	ATT	MDE	%	PTS	ASTS	REG	VIOL	L.P.	BLKS	OFF	DEF	TOT		
JERRELL SHOWERS	11	1												2	0	0%	0	1					1	2	3
RAYE BAILEY	12	4	1	3	0	0	4	0%	3	0	0%				0	2		1	2					0	
PRINCE JONES	13	1	2		2	2	2	100%							4	4							1	2	3
ISAIAH JENKINS	23	1	13	8	7	4	21	52%	7	3	43%	5	2	40%	27	3	5		1			2	2	2	
SENECA CHAMBERS	25	3	7	12	4	7	19	58%	7	5	71%	4	2	50%	29	2	4		5			5	1	6	
DUSTIN CREWS	30		2		1		2	50%				3	0	0%	2							2	2	4	
SANTIEL CHAMBERS																									
TREMAINE LEWIS	34	1	1		1	1	1	100%							2	1	1							2	2
LAMAR PATTERSON	41	1	5	3	1	1	8	25%	2	0	0%	2	1	50%	5	2	3		1			1	3	4	
KYRON BAILEY	43	1	6	2	3	1	8	50%				3	2	67%	10	4	3		5			5	1	6	7
PORT ST. JOE TOTALS	13	37	28	19	13	65	32	49%	19	8	42%	19	7	37%	79	19	16	1	13	2	18	19	37		
OPPONENT'S TOTALS	16	30	33	12	13	63	25	40%	18	6	33%	9	2	22%	58							18	22	40	

PSJ First Half %	51%
PSJ Second Half %	46%

1ST QTR	PSJ	OPP
2ND QTR	19	8
3RD QTR	46	26
4TH QTR	57	45
TOTAL	79	58

PORT ST. JOE VS. APALACHICOLA

AT APALACHICOLA

DATE 1/27/01

GAME #24

PLAYER	NO.		ATT				FIELD GOALS				3PTR			FREE THROWS			TOTAL			REBOUNDS								
	F		1	2		MADE	TOTAL	%	ATT	MDE	%	ATT	MDE	%	ATT	MDE	%	PTS	ASTS	REG	VIOL	LP	BLKS	OFF	DEF	TOT		
JERRELL SHOWERS	11	1															0	0	1						1	2	3	
RAYE BAILEY	12	4	1	3	0	0	4	0%	3	0	0%						0	2	1		2						0	
PRINCE JONES	13	1	2		2	2	2	100%									4	4						1	2	3	0	
ISAIAH JENKINS	23	1	13	8	7	4	21	52%	7	3	43%	5	2	40%			27	3	5	1				2	2	2	2	
SENECA CHAMBERS	25	3	7	12	4	7	19	58%	7	5	71%	4	2	50%			29	2	4		5			5	1	6	6	
DUSTIN CREWS	30		2		1	2	1	50%				3	0	0%			2							2	2	4	4	
SANTIEL CHAMBERS																												
TREMAINE LEWIS	34	1	1		1	1	1	100%									2	1	1								2	2
LAMAR PATTERSON	41	1	5	3	1	1	8	25%	2	0	0%	2	1	50%			5	2	3		1			1	3	4	4	
KYRON BAILEY	43	1	6	2	3	1	8	50%				3	2	67%			10	4	3		5			5	1	6	7	13
PORT ST. JOE TOTALS	13	37	28	19	13	65	32	49%	19	8	42%	19	7	37%			79	19	16	1	13		2	18	19	37	37	
OPPONENT'S TOTALS	16	30	33	12	13	63	25	40%	18	6	33%	9	2	22%			58							18	22	40	40	

PSJ First Half %	51%
PSJ Second Half %	46%

1ST QTR	19	8
2ND QTR	46	26
3RD QTR	57	45
4TH QTR	79	58

PSJ OPP	19	8
	46	26
	57	45
	79	58

PORT ST. JOE VS. LIBERTY COUNTY

AT PSJ

DATE 2/3/01

GAME #26

PLAYER	NO.	F	ATT		FIELD GOALS		TOTAL	FREE THROWS		TOTAL	ASTS			VIOL			REBOUNDS									
			1	2	MADE	ATT		MDE	%		3PTR	ATT	MDE	%	PTS	REG	VIOL	L.P.	BLKS	OFF	DEF	TOT				
JERRELL SHOWERS	11	3		2	0	2	0	0%	1	0	0%	2	2	2	100%	2				1	1	1	2			
RAYE BAILEY	12	3	5	2	2	1	7	3	43%	4	2	50%				8	4	3	2				3	5	8	
PRINCE JONES	13	2	3	2	1	6	3	50%	2	1	50%	7				7		5	2	1				1	1	1
ISAIAH JENKINS	23		8	2	5	1	10	6	60%	4	1	25%	4	4	100%	17	2	3								0
SENECA CHAMBERS	25	1	8	4	6	3	12	9	75%	4	2	50%	2	1	50%	21	3	5						2	3	5
DUSTIN CREWS	30	2	1	3	0	1	4	1	25%				2	0	0%	2	1						1	1	1	2
SANTIEL CHAMBERS	33											0				0										0
TREMAINE LEWIS	34	1		1	0	1	0	0%	1	0	0%	1	2	1	50%	1		1							2	2
LAMAR PATTERSON	41	2	5	5	3	1	10	4	40%	2	0	0%	8	2	3	8	2	3					2	2	3	5
KYRON BAILEY	43	1	7	8	3	1	15	4	27%	3	0	0%	13	3	3	13	3	3	1				1	4	3	7
PORT ST. JOE TOTALS		15	37	30	21	9	67	30	45%	21	6	29%	18	13	72%	79	15	23	6	1	4	13	19	19	32	32
OPPONENT'S TOTALS		12	22	29	8	9	51	17	33%	13	1	8%	16	6	38%	41							13	20	33	33

PSJ	OPP
32	10
53	18
62	27
79	41

PSJ First Half %	57%
PSJ Second Half %	30%

1ST QTR
2ND QTR
3RD QTR
4TH QTR

PORT ST. JOE VS. LIBERTY COUNTY

AT PSJ

DATE 2/3/01

GAME #26

PLAYER	NO.	F	ATT		FIELD GOALS				3 PTR		FREE THROWS		TOTAL PTS	ASTS			L.P.	BLKS	REBOUNDS				
			1	2	MADE	1	2	ATT	MDE	%	ATT	MDE		%	REG	VIOL			OFF	DEF	TOT		
JERRELL SHOWERS	11	3	2	2	0	2	0	0%	1	0	0%	2	2	100%	2	1	1	1	1	2			
RAYE BAILEY	12	3	5	2	2	1	7	3	43%	4	2	50%	8	4	3	2			3	5	8		
PRINCE JONES	13	2	3	3	2	1	6	3	50%	2	1	50%	7	5	2	1				1	1		
ISAIAH JENKINS	23		8	2	5	1	10	6	60%	4	1	25%	17	2	3						0		
SENECA CHAMBERS	25	1	8	4	6	3	12	9	75%	4	2	50%	21	3	5				2	3	5		
DUSTIN CREWS	30	2	1	3	0	1	4	1	25%				2	2	1			1	1	1	2		
SANTIEL CHAMBERS	33												0								0		
TREMAINE LEWIS	34	1		1		0	1	0	0%	1	0	0%	1	2	1	1				2	2		
LAMAR PATTERSON	41	2	5	5	3	1	10	4	40%	2	0	0%	8	2	3				2	2	3	5	
KYRON BAILEY	43	1	7	8	3	1	15	4	27%	3	0	0%	13	3	3	1		1	4	3	7		
PORT ST. JOE TOTALS	15	37	30	21	9	67	30	45%	21	6	29%	18	13	72%	79	15	23	6	1	4	13	19	32
OPPONENT'S TOTALS	12	22	29	8	9	51	17	33%	13	1	8%	16	6	38%	41					13	20	33	

PSJ First Half %	57%
PSJ Second Half %	30%

1ST QTR	PSJ	OPP
2ND QTR	32	10
3RD QTR	53	18
4TH QTR	62	27
	79	41

PORT ST. JOE VS. QUINCY SHANKS

AT QUINCY

DATE 2/10/01

GAME #28

PLAYER	NO.		ATT				FIELD GOALS				3 PTR			FREE THROWS		TOTAL PTS	ASTS	REG VIOL	L.P.	BLKS	REBOUNDS		
	F		1	2	1	2	1	2	ATT	MDE	%	ATT	MDE	%	ATT						MDE	%	OFF
JERRELL SHOWERS	11	1	1	1	1	1	1	100%								2	1					0	
RAYE BAILEY	12		2	1	0	0	3	0%	1	0	0%	2	2	100%		2	2	1				1	
PRINCE JONES	13	4		3	0	3	0	0%							0	3	1	1	1			0	
ISAIAH JENKINS	23		6	10	2	6	16	8	50%	2	25%	3	3	100%		21		1				4	
SENECA CHAMBERS	25	2	12	6	9	3	18	12	67%	4	3	75%	4	4	100%	31	4	4	2			5	
DUSTIN CREWS	30	3	3	1	0	1	4	1	25%						2	1	1	1		2	4	6	
SANTIEL CHAMBERS	33	1		1		0	1	0	0%						0								
TREMAINE LEWIS	34	1	1	1	1	1	1	1	100%			2	1	50%		3	2	2				1	
LAMAR PATTERSON	41		3	3	0	3	0	3	0%	2	0	0%			0							1	
KYRON BAILEY	43		11	5	4	3	16	7	44%			3	1	33%		15	4	1	2			2	
PORT ST. JOE TOTALS	12	34	32	15	15	66	30	45%	15	5	33%	14	11	79%	76	17	8	5	5	2	12	20	
OPPONENT'S TOTALS	15	21	29	13	10	50	23	46%	11	4	36%	14	7	50%	57						7	17	

PSJ	OPP
19	15
42	28
60	45
76	57

PSJ First Half %	44%
PSJ Second Half %	47%

1ST QTR	
2ND QTR	
3RD QTR	
4TH QTR	

PORT ST. JOE VS. QUINCY SHANKS

AT QUINCY

DATE 2/10/01

GAME #28

PLAYER	NO.		ATT				FIELD GOALS				3 PTR			FREE THROWS			TOTAL PTS	ASTS			VIOL			REBOUNDS					
	F		1	2	1	2	1	2	1	2	3	ATT	MDE	%	ATT	MDE		%	ATT	MDE	%	REG	TECH	UNL	L.P.	BLKS	OFF	DEF	TOT
JERRELL SHOWERS	11	1	1	1	1	1	1	1	1	100%											2	1							0
RAYE BAILEY	12		2	1	0	0	3	0	0%	0%	1	0	0%	2	2	100%				2	2		1				1	1	
PRINCE JONES	13	4		3	0	0	3	0	0%											0	3	1	1	1				0	
ISAJAH JENKINS	23		6	10	2	6	16	8	50%	25%	8	2	25%	3	3	100%				21			1				4	4	
SENECA CHAMBERS	25	2	12	6	9	3	18	12	67%		4	3	75%	4	4	100%				31	4	4		2			5	10	
DUSTIN CREWS	30	3	3	1	0	1	4	1	25%											2	1		1		2	4	6	10	
SANTIEL CHAMBERS	33	1		1		0	1	0	0%											0									
TREMAINE LEWIS	34	1		1		1	1	1	100%					2	1	50%				3	2	2				1	1	2	
LAMAR PATTERSON	41			3		0	3	0	0%	2	0	0%								0							1	1	
KYRON BAILEY	43		11	5	4	3	16	7	44%					3	1	33%				15	4	1	1	2		2	2	4	
PORT ST. JOE TOTALS	12	34	32	15	15	66	30	45%	46%	11	4	36%	14	11	79%				76	17	8	5	5	5	2	12	20	32	
OPPONENT'S TOTALS	15	21	29	13	10	50	23	46%	50%	7	7	50%	14	7	50%				57							7	17	24	

PSJ	OPP
19	15
42	28
60	45
76	57

PSJ First Half %	44%
PSJ Second Half %	47%

1ST QTR	
2ND QTR	
3RD QTR	
4TH QTR	

PORT ST. JOE VS. WEWAHITCHKA

AT WEWAHITCHKA (DISTRICT FINALS)

DATE 2/17/01

GAME #30

PLAYER	NO.		ATT				FIELD GOALS				3 PTR			FREE THROWS		TOTAL			REBOUNDS										
	F		1	2	1	2	1	2	1	2	1	2	3	ATT	MDE	%	ATT	MDE	%	PTS	ASTS	REG	VIOL	L.P.	BLKS	OFF	DEF	TOT	
JERRELL SHOWERS	11				1		0	1	0	0%					4	1				1		1						1	1
RAYE BAILEY	12	2	4			2		4	2	50%	2	1	50%							5	2	3		1				1	1
PRINCE JONES																													
ISAIAH JENKINS	23		10	1	4	1	11	5	45%	3	0	0%	1	1	100%				11	2	3	1					1		1
SENECA CHAMBERS	25	5	8	8	3	2	16	5	31%	4	1	25%	1	0	0%				11	4	5	2	2			3	6	9	
DUSTIN CREWS	30	4		1			0	1	0%				4	2	50%				2					1		2		2	
SANTIEL CHAMBERS	33	2		3		1	3	1	33%	2	1	50%							3							1		1	
TREMAINE LEWIS	34	4	4	1	2	1	5	3	60%				4	2	50%				8	1	1	1				2	1	3	
LAMAR PATTERSON	41	2		2		1	2	1	50%										2	2							2	2	
KYRON BAILEY	43	1	4	6	3	4	10	7	70%				7	5	71%				19		7	1	1				3	3	
PORT ST. JOE TOTALS	20	30	23	14	10	53	24	45%	11	3	27%	21	11	52%	62	11	20	5	4	1	9	14	23						
OPPONENT'S TOTALS	18	13	16	5	6	29	11	38%	16	3	19%	13	5	38%												4	19	23	

PSJ First Half %	47%
PSJ Second Half %	43%

1ST QTR	
2ND QTR	
3RD QTR	
4TH QTR	

PSJ	OPP
16	4
32	12
47	15
62	30

PORT ST. JOE VS. WEWAHITCHKA

AT WEWAHITCHKA (DISTRICT FINALS)

DATE 2/17/01

GAME #30

PLAYER	NO.		ATT				FIELD GOALS				3 PTR			FREE THROWS		TOTAL				REBOUNDS								
	F		1	2	1	2	MADE	1	2	ATT	MDE	%	ATT	MDE	%	ATT	MDE	%	TOTAL	PTS	ASTS	REG	VIOL	L.P.	BLKS	OFF	DEF	TOT
JERRELL SHOWERS	11		1		0	1	0	0%						4	1			1	1								1	1
RAYE BAILEY	12	2	4		2	4	2	50%	2	1	50%								5	5	2	3	1				1	1
PRINCE JONES																												
ISAIAH JENKINS	23		10	1	4	1	11	5	45%	3	0	0%	1	1	100%				11	11	2	3	1				1	1
SENECA CHAMBERS	25	5	8	8	3	2	16	5	31%	4	1	25%	1	0	0%				11	11	4	5	2	2		3	6	9
DUSTIN CREWS	30	4		1		0	1	0	0%				4	2	50%				2	2				1		2	2	
SANTIEL CHAMBERS	33	2		3		1	3	1	33%	2	1	50%							3	3						1	1	
TREMAINE LEWIS	34	4	4	1	2	1	5	3	60%				4	2	50%				8	8	1	1	1			2	1	3
LAMAR PATTERSON	41	2		2		1	2	1	50%										2	2	2						2	2
KYRON BAILEY	43	1	4	6	3	4	10	7	70%				7	5	71%				19	19		7	1	1		3	3	
PORT ST. JOE TOTALS	20	30	23	14	10	53	24	45%	11	3	27%	21	11	52%	62	62	11	20	5	4	1	9	14	23				
OPPONENT'S TOTALS	18	13	16	5	6	29	11	38%	16	3	19%	13	5	38%											4	19	23	

PSJ First Half %	47%
PSJ Second Half %	43%

1ST QTR	
2ND QTR	
3RD QTR	
4TH QTR	

PSJ	OPP
16	4
32	12
47	15
62	30

PORT ST. JOE VS. MILTON CENTRAL

AT PSJ - STATE PLAYOFFS (REGIONAL SEMI-FINALS)

DATE 2/27/01

GAME #32

PLAYER	NO.	F	ATT		FIELD GOALS			3 PTR		FREE THROWS		TOTAL PTS	ASTS	REG	VIOL	L.P.	BLKS	REBOUNDS		
			1	2	MADE	1	2	ATT	MDE	%	ATT							MDE	%	OFF
JERRELL SHOWERS	11			1		1	1	100%				2								0
RAYE BAILEY	12	4	3	1		3	1	33%				2	2							0
PRINCE JONES	13	2	1	1		1	1	100%		4	3	5	3	1	2	1				2
ISAIAH JENKINS	23	3	9	2	6	0	11	55%	5	1	20%	17	4	3						3
SENECA CHAMBERS	25	4	6	11	3	9	17	71%	6	4	67%	31	1	1	1	1				7
DUSTIN CREWS	30	5	1		1		1	100%				2			1		1			0
SANTIEL CHAMBERS	33			1		0	1	0%	1	0	0%	0								0
TREMAINE LEWIS	34	5	2	1	0	1	3	33%		2	2	4								2
LAMAR PATTERSON	41	2	1	3	0	1	4	25%	1	0	0%	2	1	3	1	1				4
KYRON BAILEY	43	3	7	4	4	2	11	55%		4	3	15	2	2	2	1				4
PORT ST. JOE TOTALS		28	29	24	15	15	53	57%	13	5	38%	80	13	10	7	4	3	8	14	22
OPPONENT'S TOTALS		21	15	19	7	11	34	53%	14	6	43%	59						3	6	9

PSJ First Half %	52%
PSJ Second Half %	63%

1ST QTR	
2ND QTR	
3RD QTR	
4TH QTR	

PSJ	OPP
16	11
42	26
58	40
80	59

PORT ST. JOE VS. MILTON CENTRAL

AT PSJ - STATE PLAYOFFS (REGIONAL SEMI-FINALS)

DATE 2/27/01

GAME #32

PLAYER	NO.	F	ATT		FIELD GOALS			TOTAL	%	3 PTR	ATT	MDE	%	FREE THROWS		TOTAL	PTS	ASTS	REG	VIOL	L.P.	BLKS	REBOUNDS	
			1	2	MADE	1	2							ATT	MDE								ATT	MDE
JERRELL SHOWERS	11			1	1	1	1	100%								2								0
RAYE BAILEY	12	4	3	1	1	3	33%								2	2								0
PRINCE JONES	13	2		1	1	1	100%							4	3	75%	5	3	1	2	1			2
ISAIAH JENKINS	23	3	9	2	6	0	11	55%	5	1	20%			5	4	80%	17	4	3					3
SENECA CHAMBERS	25	4	6	11	3	9	17	12	71%	6	4	67%		5	3	60%	31	1	1	1	1			3
DUSTIN CREWS	30	5	1		1	1	1	100%								2					1			0
SANTIEL CHAMBERS	33			1		0	1	0	0%	1	0	0%				0								0
TREMAINE LEWIS	34	5	2	1	0	1	3	33%						2	2	100%	4							1
LAMAR PATTERSON	41	2	1	3	0	1	4	25%	1	0	0%					2	1	3	1	1				1
KYRON BAILEY	43	3	7	4	4	2	11	6	55%					4	3	75%	15	2	2	2	1			3
PORT ST. JOE TOTALS	28	29	24	15	15	53	30	57%	13	5	38%			20	15	75%	80	13	10	7	4	3	8	14
OPPONENT'S TOTALS	21	15	19	7	11	34	18	53%	14	6	43%			30	17	57%	59					3	6	9

PSJ First Half %	52%
PSJ Second Half %	63%

1ST QTR	
2ND QTR	
3RD QTR	
4TH QTR	

PSJ	OPP
16	11
42	26
58	40
80	59

PORT ST. JOE VS. BENJAMIN (N. PALM BEACH)

AT LAKELAND - FINAL FOUR - STATE SEMIFINALS

DATE 3/8/01

GAME #34

PLAYER	NO.	FIELD GOALS		ATT		MADE		TOTAL		3 PTR		FREE THROWS		TOTAL		REBOUNDS										
		F		1	2	1	2	1	2	ATT	MDE	%	ATT	MDE	%	PTS	AST'S	REG	VIOL	L.P.	BLKS	OFF	DEF	TOT		
JERRELL SHOWERS																										
RAYE BAILEY	12	2	2	3	0	0	0	0	0	0	0	2	1	50%	1	1	2						1	2	3	
PRINCE JONES	13		1		0	1	0	0	0						0										0	
ISAIAH JENKINS	23	3	3	9	1	2	12	3	25%	4	0	4	3	75%	9	3	1	2	2	2	2	2	4	4	8	
SENECA CHAMBERS	25	4	6	11	3	1	17	4	24%	8	1	13%			9	1	3	1	1	1	3	3	6	9		
DUSTIN CREWS	30	1													0										0	
SANTIEL CHAMBERS																										
TREMAINE LEWIS	34	1	3	2	2	3	2	67%							4	1							1	4	5	
LAMAR PATTERSON	41	1	1	1	1	1	1	100%	1	1	100%	1	1	100%	3			2			1	1	3	4		
KYRON BAILEY	43	2	9	7	4	1	16	5	31%	1	0	0%	2	1	11	2	2	2	2	2	1	6	1	7		
PORT ST. JOE TOTALS		14	24	31	10	5	55	15	27%	16	2	13%	8	5	37	8	8	7	5	7	16	20	36			

PSJ First Half %	42%
PSJ Second Half %	16%

1ST QTR	8	1
2ND QTR	20	13
3RD QTR	25	25
4TH QTR	37	45

PSJ	OPP
8	1
20	13
25	25
37	45

OPPONENT'S TOTALS	13	19	14	5	7	33	12	36%	17	6	35%	23	15	65%								10	18	28
-------------------	----	----	----	---	---	----	----	-----	----	---	-----	----	----	-----	--	--	--	--	--	--	--	----	----	----

DATE 3/8/01

GAME #34

PLAYER	NO.		FIELD GOALS				3 PTR		FREE THROWS		TOTAL		REBOUNDS										
	F		ATT	MADE	1	2	ATT	MDE	%	ATT	MDE	%	TOTAL	PTS	ASTS	REG	VIOL	L.P.	BLKS	OFF	DEF	TOT	
JERRELL SHOWERS																							
RAYE BAILEY	12	2	2	3	0	0	5	0	0%	2	0	0%	2	1	1	2					1	2	3
PRINCE JONES	13		1		0		1	0	0%														0
ISAIAH JENKINS	23	3	3	9	1	2	12	3	25%	4	0	0%	4	3	3	1	2	2	2	2	4	4	8
SENECA CHAMBERS	25	4	6	11	3	1	17	4	24%	8	1	13%			1	3	1	1	3	3	3	6	9
DUSTIN CREWS	30	1												0									0
SANTIEL CHAMBERS																							
TREMAINE LEWIS	34	1	3		2		3	2	67%						4	1					1	4	5
LAMAR PATTERSON	41	1	1		1	1	1	1	100%	1	1	100%		3			2		1	1	3	4	
KYRON BAILEY	43	2	9	7	4	1	16	5	31%	1	0	0%	2	1	2	2	2	2	1	6	1	7	
PORT ST. JOE TOTALS	14	24	31	10	5	55	15	27%	16	2	13%	8	5	37	8	8	7	5	7	16	20	36	
OPPONENT'S TOTALS	13	19	14	5	7	33	12	36%	17	6	35%	23	15							10	18	28	

PSJ First Half %	42%
PSJ Second Half %	16%

1ST QTR	8
2ND QTR	20
3RD QTR	25
4TH QTR	37

PSJ OPP	8
	1
	13
	25
	37

#12 RAY BAILEY

	GAME	TOTAL F.G.			3 PT			FREE THROWS			TOT PTS	ASTS	REG	VIOL	LP	BL	OR	DR	TOTAL REB.
		A	M	%	A	M	%	A	M	%									
1	Grand Ridge (H)	10	4	40%	4	0	0	1	0	0%	2	2	2	6			2	2	
2	Cottondale (H)	7	1	14%				1	0	0%	3	1	3	3	2	2	2	4	
3	Bay (H)	4	1	25%	1	0		2	1	50%	2	2	3	4			1	1	
4	Chattahoochee (A)	8	3	38%	3	1		2	0	0%	3	2	2	1	1		3	1	
5	Shanks (H)	9	5	56%				3	3	100%	1	6	3	3			3	3	
6	Rutherford (A)	8	3	38%	5	3		1	0	0%	3	1	4	2	1	1	1	2	
7	Greensboro (A)	10	3	30%	9	3		3			11	4	3		2	5	7	7	
8	Dr. Phillips (N)	6	2	33%	5	2		2			2	3	1	4		1	1	1	
9	Boca Ciega (N)	7	4	57%	6	4		4			1	2	3	3	1	2	3	3	
10	Dunnellon (N)	6	1	17%	2	0					2	1	2	2		2	2	2	
11	Sunset (N)	9	6	67%	5	3		3			5	1	3	3	4		4	4	
12	Mosley (H)	7	1	14%	2	0		9	6	67%	3	7	1			1	1	1	
13	Leon (H)	9	4	44%	5	2		2	1	50%	4		1	1				0	
14	Cottondale (H)	6	2	33%	6	2		4	2	50%	4	1	5	5	1	2	3	3	
15	Greensboro (H)	9	4	44%	7	3		3			3	2	3	3	3	4	4	4	
16	Chiles (A)	7	1	14%	6	1		1			2	5				3	3	6	
17	Grand Ridge (A)	4	1	25%	4	1		1			3		4			2	2	2	
18	Chiles (H)	12	5	42%	7	3		2	2	100%	10	1	2		1	1	2	2	
19	Liberty Co. (A)	11	2	18%	5	0					5	4		1	1	1	2	2	
20	Apalachicola (H)	9	5	56%	3	0					4	4	2		1	1	2	2	
21	Wewahitchka (A)	6	2	33%	3	2		4	3	75%	3	2	2	1		2	2	2	
22	Chattahoochee (H)	6	3	50%	6	3		3			9	2	2	1	2	6	8	8	
23	Wewahitchka (H)	8	2	25%	7	2		10	5	50%	7	7	1	1	1	1	2	2	
24	Apalachicola (A)	4	0	0%	3	0					0	2	1	2			0	0	
25	Bay (A)	6	4	67%				2	1	50%	9	4	3		2		2	2	
26	Liberty Co. (H)	7	3	43%	4	2					8	3	2		3	5	8	8	
27	Cottondale (A)	7	0	0%	4	0					0	1	1			1	1	1	
28	Shanks (A)	3	0	0%	1	0		2	2	100%	2		1			1	1	1	
29	Greensboro (N)	7	3	43%	4	0		2	1	50%	4	3	3		3	2	5	5	
30	Wewahitchka (A)	4	2	50%	2	1					2	3	3	1		1	1	1	
31	Chiles (H)	10	3	30%	8	3		6	3	50%	12	3	3	2	1	3	4	4	
32	Milton Central (H)	3	1	33%							2	2					0	0	
33	Cottondale (A)	7	2	29%	2	1		3	2	67%	7	3	3	1		3	3	3	
34	Benjamin (N)	5	0	0%	2	0		2	1	50%	1	2	2		1	2	3	3	
34	TOTALS	241	83	34%	131	42		57	33	58%	241	101	80	17	54	0	31	61	92

Avg. Points per Game 7.1

Avg. Rebounds per Game 2.7

#12 RAY BAILEY

	GAME	TOTAL F.G.			3 PT			FREE THROWS			TOT PTS	ASTS	REG	VIOL	LP	BL	OR	DR	TOTAL REB.
		A	M	%	A	M	%	A	M	%									
1	Grand Ridge (H)	10	4	40%	4	0		1	0	0%	2	2	2	6			2	2	
2	Cottondale (H)	7	1	14%				2	1	50%	3	3	1	3	2	2	2	4	
3	Bay (H)	4	1	25%	1	0		2	2	0%	2	3	3	4			1	1	
4	Chattahoochee (A)	8	3	38%	3	1		2	0	0%	3	2	2	1	1		3	1	
5	Shanks (H)	9	5	56%				3	3	100%	1	6	6	3			3	3	
6	Rutherford (A)	8	3	38%	5	3		1	0	0%	3	1	1	2	1	1	1	2	
7	Greensboro (A)	10	3	30%	9	3					11	4	4		2	5	7	7	
8	Dr. Phillips (N)	6	2	33%	5	2					2	3	3	4			1	1	
9	Boca Ciega (N)	7	4	57%	6	4					1	2	2	3	1	2	2	3	
10	Dunnellon (N)	6	1	17%	2	0					2	1	1	2			2	2	
11	Sunset (N)	9	6	67%	5	3					5	1	1	3	4		4	4	
12	Mosley (H)	7	1	14%	2	0		9	6	67%	3	7	1				1	1	
13	Leon (H)	9	4	44%	5	2		2	1	50%	4			1				0	
14	Cottondale (H)	6	2	33%	6	2		4	2	50%	4	1	1	5	1	2	3	3	
15	Greensboro (H)	9	4	44%	7	3					3	2	2	3	3	4	4	4	
16	Chiles (A)	7	1	14%	6	1					2	5	5		3	3	6	6	
17	Grand Ridge (A)	4	1	25%	4	1					3	3	3	4			2	2	
18	Chiles (H)	12	5	42%	7	3		2	2	100%	10	1	1	2	1	1	2	2	
19	Liberty Co. (A)	11	2	18%	5	0					5	4	4	1	1	1	2	2	
20	Apalachicola (H)	9	5	56%	3	0					4	4	2				2	2	
21	Wewahitchka (A)	6	2	33%	3	2		4	3	75%	3	2	2	1	1	2	2	2	
22	Chattahoochee (H)	6	3	50%	6	3					9	9	2	1	2	6	8	8	
23	Wewahitchka (H)	8	2	25%	7	2		10	5	50%	7	7	1	1	1	1	2	2	
24	Apalachicola (A)	4	0	0%	3	0					0	2	1	2			0	0	
25	Bay (A)	6	4	67%				2	1	50%	9	4	4	3	2	2	2	2	
26	Liberty Co. (H)	7	3	43%	4	2					8	3	3		3	5	8	8	
27	Cottondale (A)	7	0	0%	4	0					0	1	1			1	1	1	
28	Shanks (A)	3	0	0%	1	0		2	2	100%	2	2	1				1	1	
29	Greensboro (N)	7	3	43%	4	0		2	1	50%	4	3	3		3	2	5	5	
30	Wewahitchka (A)	4	2	50%	2	1					2	3	3	1		1	1	1	
31	Chiles (H)	10	3	30%	8	3		6	3	50%	12	3	3	2	1	3	4	4	
32	Milton Central (H)	3	1	33%							2	2					0	0	
33	Cottondale (A)	7	2	29%	2	1		3	2	67%	7	2	3	1		3	3	3	
34	Benjamin (N)	5	0	0%	2	0		2	1	50%	1	1	2		1	2	3	3	
34	TOTALS	241	83	34%	131	42		57	33	58%	241	101	80	17	54	0	61	92	

Avg. Points per Game 7.1

Avg. Rebounds per Game 2.7

#23 ISAIAH JENKINS

	GAME	TOTAL F.G.		3 PT		FREE THROWS		TOT PTS	ASTS	REG	VIOL	LP	BL	OR	DR	TOTAL REB.
		A	M	%	A	M	%									
1	Grand Ridge (H)	9	1	11%	9	1	3	0	2	1	3					3
2	Cottondale (H)	18	10	56%	1	0	3	2		2	3			1	3	4
3	Bay (H)	19	8	42%	4	1	2	1	3	3	1			1	1	2
4	Chattahoochee (A)	13	4	31%	3	0	4	3	3	3	3		1	3	1	4
5	Shanks (H)	15	4	27%	3	1	6	4	4		2			2		2
6	Rutherford (A)	11	4	36%	5	2	5	3	2	2	3		2	1	3	4
7	Greensboro (A)	18	13	72%	8	3	3	2	4	1				1	3	4
8	Dr. Phillips (N)	13	6	46%	7	2	2	2	4		2			2	1	3
9	Boca Ciega (N)	15	6	40%	6	1	5	2	3	2	2			2	1	3
10	Dunnellon (N)	15	9	60%	3	1	2	2	3	2	2			2		2
11	Sunset (N)	16	8	50%	5	2	1	0	5	1	2			1	2	3
12	Mosley (H)	14	5	36%	8	2	8	6	4	2	2			2	3	3
13	Leon (H)	9	2	22%	2	0	3	3	1	1	2		2	1	1	2
14	Cottondale (H)	13	3	23%	3	0	2	3	1	1	1		1	3	1	4
15	Greensboro (H)	17	7	41%	8	1	2	1	3	3	1		4	2	2	6
16	Chiles (A)	14	6	43%	4	0		4	4	3	1			1	1	1
17	Grand Ridge (A)	13	5	38%	4	0	6	2	3	2	1			1	1	1
18	Chiles (H)	21	11	52%	5	1		5	1	1				3	3	3
19	Liberty Co. (A)	20	10	50%	8	2	5	4	3	3	1			5	1	6
20	Apalachicola (H)	13	7	54%	4	2	2	2	2	4	2			1		1
21	Wewahitchka (A)	18	9	50%	2	0	4	1	4		1		1	4	3	7
22	Chattahoochee (H)	7	3	43%	3	0	6	6	4	2	1			1		1
23	Wewahitchka (H)	16	10	63%	6	3	4	4	4	2	1		1	1		1
24	Apalachicola (A)	21	11	52%	7	3	5	2	3	5	3		1	2	2	2
25	Bay (A)	8	3	38%	2	0	4	4	5	4				3		2
26	Liberty Co. (H)	10	6	60%	4	1	4	4	2	3					3	3
27	Cottondale (A)	10	4	40%	5	3	6	4	3	2	1					0
28	Shanks (A)	16	8	50%	8	2	3	3	3	2				1	1	1
29	Greensboro (N)	13	7	54%	9	4	1	1	6					4	4	4
30	Wewahitchka (A)	11	5	45%	3	0	1	1	2	3	1			1	1	1
31	Chiles (H)	19	6	32%	4	0			3	1				1		1
32	Milton Central (H)	11	6	55%	5	1	5	4	5	5	3			4	2	6
33	Cottondale (A)	12	5	42%	1	0	8	7	4	3				3	3	3
34	Benjamin (N)	12	3	25%	4	0	4	3	2	3	1			1	4	5
34	TOTALS	480	215	45%	163	39	117	83	104	74	14	43	11	46	57	103

Avg. Points per Game 16.2

Avg. Rebounds per Game 3.0

#23 ISAIAH JENKINS

	GAME	TOTAL F.G.			3 PT			FREE THROWS			TOT PTS	ASTS	REG	VIOL	LP	BL	OR	DR	TOTAL REB.
		A	M	%	A	M	%	A	M	%									
1	Grand Ridge (H)	9	1	11%	9	1	3	0	0%	3	2	1		3			3	3	
2	Cottondale (H)	18	10	56%	1	0	3	2	67%	22		2		3		1	3	4	
3	Bay (H)	19	8	42%	4	1	2	1	50%	18	3	3		1		1	1	2	
4	Chattahoochee (A)	13	4	31%	3	0	4	3	75%	11	3	3		3	1	3	1	4	
5	Shanks (H)	15	4	27%	3	1	6	4	67%	13	4			2		2		2	
6	Rutherford (A)	11	4	36%	5	2	5	3	60%	13	2	2		3	2	1	3	4	
7	Greensboro (A)	18	13	72%	8	3	3	2	67%	31	4	1				1	3	4	
8	Dr. Phillips (N)	13	6	46%	7	2	2	2	100%	16	4			2		2	1	3	
9	Boca Ciega (N)	15	6	40%	6	1	5	2	40%	15	3	2		2		2		2	
10	Dunnellon (N)	15	9	60%	3	1	2	2	100%	21	3	5		2		1		3	
11	Sunset (N)	16	8	50%	5	2	1	0	0%	18	2			2		2		3	
12	Mosley (H)	14	5	36%	8	2	8	6	75%	18	4	2		2		1		2	
13	Leon (H)	9	2	22%	2	0	3	3	100%	7	1	1		1		3		4	
14	Cottondale (H)	13	3	23%	3	0	2	1	50%	7	3	3		1		4		6	
15	Greensboro (H)	17	7	41%	8	1				15	4	3		2		1		1	
16	Chiles (A)	14	6	43%	4	0				12	3	2		1		1		1	
17	Grand Ridge (A)	13	5	38%	4	0	6	2	33%	12	5	1				1		1	
18	Chiles (H)	21	11	52%	5	1				23	4	3				3		3	
19	Liberty Co. (A)	20	10	50%	8	2	5	4	80%	26	2	4		1		5	1	6	
20	Apalachicola (H)	13	7	54%	4	2	2	2	100%	18	4			2		1		1	
21	Wewahitchka (A)	18	9	50%	2	0	4	1	25%	19	4							1	
22	Chattahoochee (H)	7	3	43%	3	0	6	6	100%	12	4	2		1		4	3	7	
23	Wewahitchka (H)	16	10	63%	6	3	4	4	100%	27	4	2		1		1		1	
24	Apalachicola (A)	21	11	52%	7	3	5	2	40%	27	4	3		3		2		2	
25	Bay (A)	8	3	38%	2	0	4	4	100%	10	5	5				2		2	
26	Liberty Co. (H)	10	6	60%	4	1	4	4	100%	17	2	3				3		3	
27	Cottondale (A)	10	4	40%	5	3	6	4	67%	15	2	2		1				0	
28	Shanks (A)	16	8	50%	8	2	3	3	100%	21	3	2				1		1	
29	Greensboro (N)	13	7	54%	9	4	1	1	100%	19	6					4		4	
30	Wewahitchka (A)	11	5	45%	3	0	1	1	100%	11	2	3				1		1	
31	Chiles (H)	19	6	32%	4	0				12	6	5		3		1		1	
32	Milton Central (H)	11	6	55%	5	1	5	4	80%	17	4	3				4	2	6	
33	Cottondale (A)	12	5	42%	1	0	8	7	88%	17	2	3				3		3	
34	Benjamin (N)	12	3	25%	4	0	4	3	75%	9	3	1				1	4	5	
34	TOTALS	480	215	45%	163	39	117	83	71%	552	104	74	14	43	11	46	57	103	

Avg. Points per Game 16.2

Avg. Rebounds per Game 3.0

#30 DUSTIN CREWS

	GAME	TOTAL F.G.		%	3 PT		FREE THROWS			TOT PTS	ASTS	REG	VIOL	LP	BL	OR	DR	TOTAL REB.
		A	M		A	M	A	M	%									
1	Grand Ridge (H)									0								0
2	Cottondale (H)									0								0
3	Bay (H)									0								0
4	Chattahoochee (A)	2	0	0%						0	1	1		2		1		1
5	Shanks (H)									0						2		2
6	Rutherford (A)									0								0
7	Greensboro (A)	4	1	25%						2	1			1		6		6
8	Dr. Phillips (N)									0						1		1
9	Boca Ciega (N)									0								0
10	Dunnellon (N)	2	1	50%						2	1	1		1		1		1
12	Mosley (H)									0								0
14	Cottondale (H)									0								0
15	Greensboro (H)	2	0	0%	1	0				0			1	1	1	1		2
16	Chiles (A)	2	0	0%						0				2	1	1		2
17	Grand Ridge (A)	2	1	50%	1	0	1	1	100%	3								0
18	Chiles (H)									0	3			1		2		2
19	Liberty Co. (A)	1	0	0%						0					3			3
20	Apalachicola (H)	3	1	33%	1	1				3		2		1	2			2
21	Wewahitchka (A)	2	0	0%						0			2	1		1		1
22	Chattahoochee (H)	5	0	0%						0			2	2	1			1
23	Wewahitchka (H)	4	3	75%	1	0				6						1		1
24	Apalachicola (A)	2	1	50%	3	0				2					2	2		4
25	Bay (A)									0				2				0
26	Liberty Co. (H)	3	1	33%			2	0	0%	2	1			1	1	1		2
27	Cottondale (A)									0								0
28	Shanks (A)	4	1	25%						2	1		1	2	4	6		10
29	Greensboro (N)	9	4	44%	1	0				8		1		2	1	3		4
30	Wewahitchka (A)	1	0	0%			4	2	50%	2				1	2			2
31	Chiles (H)									0						1		1
32	Milton Central (H)	1	1	100%						2				1				0
33	Cottondale (A)	2	1	50%	1	0				2				1		1		1
34	Benjamin (N)									0								0
32	TOTALS	51	16	31%	9	1	7	3	43%	36	8	5	5	9	17	19	30	49

Avg. Points per Game 1.1

Avg. Rebounds per Game 1.5

#30 DUSTIN CREWS

GAME	TOTAL F.G.		3 PT		FREE THROWS			TOT PTS	ASTS	REG	VIOL	LP	BL	OR	DR	TOTAL REB.
	A	M	%	A	M	A	M									
1	Grand Ridge (H)							0								0
2	Cottondale (H)							0								0
3	Bay (H)							0								0
4	Chattahoochee (A)	2	0	0%				0	1	1	2	1				1
5	Shanks (H)							0						2		2
6	Rutherford (A)							0								0
7	Greensboro (A)	4	1	25%				2	1		1			6		6
8	Dr. Phillips (N)							0						1		1
9	Boca Ciega (N)							0								0
10	Dunnellon (N)	2	1	50%				2	1	1	1			1		1
12	Mosley (H)							0								0
14	Cottondale (H)							0								0
15	Greensboro (H)	2	0	0%	1	0		0			1	1	1	1		2
16	Chiles (A)	2	0	0%				0				2	1	1		2
17	Grand Ridge (A)	2	1	50%	1	0	1	100%								0
18	Chiles (H)							0	3			1		2		2
19	Liberty Co. (A)	1	0	0%				0					3			3
20	Apalachicola (H)	3	1	33%	1	1		3		2		1	2			2
21	Wewahitchka (A)	2	0	0%				0			2	1		1		1
22	Chattahoochee (H)	5	0	0%				0			2	2	1			1
23	Wewahitchka (H)	4	3	75%	1	0		6						1		1
24	Apalachicola (A)	2	1	50%	3	0		2					2	2		4
25	Bay (A)							0				2				0
26	Liberty Co. (H)	3	1	33%			2	2	1			1	1	1		2
27	Cottondale (A)							0								0
28	Shanks (A)	4	1	25%				2	1		1	2	4	6		10
29	Greensboro (N)	9	4	44%	1	0		8		1	2	1	1	3		4
30	Wewahitchka (A)	1	0	0%			4	2	50%			1	2			2
31	Chiles (H)							0						1		1
32	Milton Central (H)	1	1	100%				2			1					0
33	Cottondale (A)	2	1	50%	1	0		2				1		1		1
34	Benjamin (N)							0								0
32	TOTALS	51	16	31%	9	1	7	36	8	5	5	17	19	30	49	1.5

Avg. Points per Game 1.1

Avg. Rebounds per Game 1.5

#34 TREMAINE LEWIS

	GAME	TOTAL F.G.		3 PT		FREE THROWS			TOT PTS	ASTS	REG	VIOL	LP	BL	OR	DR	TOTAL REB.	
		A	M	%	A	M	%	A										M
1	Grand Ridge (H)	3	0	0%			2	1	50%	1		1			2	1	3	
2	Cottondale (H)	1	1	100%									1			4	4	
3	Bay (H)	3	1	33%			1	1	100%				1		4		4	
4	Chattahoochee (A)						2	2	100%	1			5		1	1	2	
5	Shanks (H)	2	1	50%			3	1	33%	3				1		3	3	
6	Rutherford (A)	2	1	50%			2	1	50%	1			1		1		1	
8	Dr. Phillips (N)	1	1	100%			2	0	0%	1						2	2	
9	Boca Ciega (N)	1	0	0%										1			0	
10	Dunnellcn (N)	3	2	67%			2	1	50%	2					2		2	
11	Sunset (N)	2	1	50%						1							0	
12	Mosley (H)	4	2	50%		1	0	0	0%						1		1	
13	Leon (H)																0	
14	Cottondale (H)	1	0	0%													0	
18	Chiles (H)	2	2	100%														
19	Liberty Co. (A)	2	1	50%						1			1			1	1	
20	Apalachicola (H)	4	3	75%			2	2	100%	3					1	2	2	
21	Wewahitchka (A)	1	1	100%			2	1	50%	1					2	4	5	
22	Chattahoochee (H)	4	3	75%		1	0			1			1		3	1	2	
23	Wewahitchka (H)	2	1	50%		1	0			3					1	1	4	
24	Apalachicola (A)	1	1	100%						1					2	1	1	
25	Bay (A)	1	1	100%						1			1		1	1	2	
26	Liberty Co. (H)	1	0	0%		1	0	2	1	50%					1	1	1	
27	Cottondale (A)															2	2	
28	Shanks (A)	1	1	100%			2	1	50%	0							0	
29	Greensboro (N)	3	1	33%		1	0	4	1	25%				1	1	1	2	
30	Wewahitchka (A)	5	3	60%			4	2	50%	3				6	1	7	7	
31	Chiles (H)	2	1	50%			4	3	75%	1			1		2	1	3	
32	Milton Central (H)	3	1	33%			2	2	100%	5				1	4	3	7	
33	Cottondale (A)	1	0	0%			2	2	100%	4				1	1	1	2	
34	Benjamin (N)	3	2	67%						3			1		1	2	3	
30	TOTALS	59	32	54%	5	0	40	22	55%	86	21	29	5	12	5	33	38	71

Avg. Points per Game 2.9

Avg. Rebounds per Game 2.4

#41 LAMAR PATTERSON

GAME	TOTAL F.G.		3 PT		FREE THROWS		TOT PTS	ASTS	REG	VIOL	LP	BL	OR	DR	TOTAL REB.	
	A	M	A	M	A	M										%
1	Grand Ridge (H)	4	1	25%			0									
2	Cottondale (H)	1	1	100%			2	1	1		3	1	2	3	5	0
3	Bay (H)	4	2	50%			2	1		1						0
4	Chattahoochee (A)	12	3	25%			6	1	1		1	1	2	3	3	0
5	Shanks (H)	3	1	33%			6									0
6	Rutherford (A)	3	1	33%			6									0
8	Dr. Phillips (N)	1	1	100%			2									0
9	Boca Ciega (N)	4	2	50%			2									0
10	Dunnellon (N)	3	1	33%			6	1								0
11	Sunset (N)	1	0	0%			2									0
12	Mosley (H)	1	0	0%			2									0
13	Leon (H)	1	0	0%			0									0
14	Cottondale (H)	7	4	57%			0									0
15	Greensboro (H)	6	1	17%			8									0
16	Chiles (A)	9	2	22%			2									0
17	Grand Ridge (A)	2	0	0%			4									0
18	Chiles (H)	3	1	33%			0									0
19	Liberty Co. (A)	2	0	0%			2									0
20	Apalachicola (H)	7	4	57%			0									0
21	Wewahitchka (A)	6	4	67%			8									0
22	Chattahoochee (H)	14	6	43%			8									0
23	Wewahitchka (H)	7	3	43%			16									0
24	Apalachicola (A)	8	2	25%			6									0
25	Bay (A)	4	1	25%			5									0
26	Liberty Co. (H)	10	4	40%			2									0
27	Cottondale (A)	2	1	50%			8									0
28	Shanks (A)	3	0	0%			2									0
29	Greensboro (N)	10	4	40%			0									0
30	Wewahitchka (A)	2	1	50%			8									0
31	Chiles (H)	3	1	33%			2									0
32	Milton Central (H)	4	1	25%			2									0
33	Cottondale (A)	5	1	20%			2									0
34	Benjamin (N)	1	1	100%			2									0
33	TOTALS	149	54	36%	26	3	118	22	33	15	19	6	37	69	106	3.2

Avg. Points per Game 3.6

Avg. Rebounds per Game 3.2

#43 KYRON BAILEY

GAME	TOTAL F.G.			3 PT			FREE THROWS			TOT PTS	ASTS	REG	VIOL	LP	BL	OR	DR	TOTAL REB.
	A	M	%	A	M	%	A	M	%									
1	12	7	58%				6	4	67%	18	1	1	3	2	4	11	15	
2	10	5	50%				1	1	100%	11	1		3	2	5	10	15	
3	14	7	50%				8	6	75%	20			1	1	5	3	8	
4	18	9	50%	2	0					18		7	1		3	9	12	
5	18	8	44%				2	2	100%	18	5	1	1	1	4	5	9	
6	10	4	40%				2	0	0%	8	6	6	2	1	4	6	10	
7	12	7	58%							14	2	1	1	1	2	3	5	
8	9	5	56%	3	1					11	1				2	1	3	
9	7	3	43%							6		2	1	6	2	4	6	
10	11	6	55%				4	1	25%	13			1	2	3	6	9	
11	10	3	30%							6	2	1			1	2	3	
12	11	4	36%				2	1	50%	9	5	2	4	1	5	6	11	
13	13	7	54%	1	1		6	5	83%	20		2	2	1	4	4	8	
14	9	4	44%				3	2	67%	10	4	4	1	8	2	7	9	
15	16	11	69%				1	1	100%	23	2	3	1	2	9	8	17	
16	11	4	36%	1	0		4	3	75%	11	4	2	1	2	3	9	12	
17	12	6	50%	2	0		8	3	38%	15	2	2	5	2	5	8	13	
18	10	6	60%	1	0					12	3	4		1	2	3	5	
19	13	5	38%	1	0		6	4	67%	14	5	2		2	3	7	10	
20	11	6	55%	1	0		3	1	33%	13	2	5	3	1	3	1	4	
21	10	5	50%				2	1	50%	11	1	3	3		1	7	8	
22	7	4	57%				3	2	67%	10	2	7		1	3	6	9	
23	12	4	33%	2	1		6	5	83%	14	1	3	1		5	2	7	
24	8	4	50%				3	2	67%	10	4	3	5	1	6	7	13	
25	20	12	60%				1	1	100%	25	1	1	1	1	4	6	10	
26	15	4	27%	3	0		6	5	83%	13	3	3	1	1	4	3	7	
27	13	7	54%	3	0		2	1	50%	15	2	1	1	1	2	3	5	
28	16	7	44%				3	1	33%	15	4	1	2	2	2	4	4	
29	9	2	22%	2	0		2	1	50%	5		2	1	1	1	2	3	
30	10	7	70%				7	5	71%	19		7	1		3	3	3	
31	15	8	53%				5	3	60%	19		3	1	1	3	3	6	
32	11	6	55%				4	3	75%	15	2	2	2	2	3	1	4	
33	10	6	60%				5	3	60%	15	1	1		2	3	5	8	
34	16	5	31%	1	0		2	1	50%	11	2	2	2	1	6	1	7	
34	409	198	48%	23	3		107	68	64%	467	67	81	42	48	114	164	278	

Avg. Points per Game 13.7

Avg. Rebounds per Game 8.2

**2000-01
ANNUAL AWARD WINNERS**

MOST VALUABLE PLAYER

SENECA CHAMBERS

BEST EFFORT AWARD

KYRON BAILEY

MOST IMPROVED AWARD

ISAIAH JENKINS

BEST DEFENSIVE AWARD

RAYE BAILEY

SPORTSMANSHIP AWARD

TREMAINE LEWIS

MOST VALUABLE SUBSTITUTE

**LAMAR PATTERSON
DUSTIN CREWS**

