

NEWTON HIGH



**2001-02
BOYS BASKETBALL
FINAL RESULTS**

**NEWTON HIGH
"RAMS"
2001-02 ROSTER**

SENIORS

**#10 LASLO REED
#14 BRANDON FARRAR
#20 QUINTRELL PETERSON
#40 JARVIS RELEFORD**

POSITION

**FORWARD
FORWARD
GUARD
CENTER**

JUNIORS

**#4 LEGALE FLOYD
#12 ERIC SMITH
#22 ANTWONE SMITH
#25 STEVEN MONK**

**GUARD
GUARD
FORWARD
FORWARD**

SOPHOMORES

**#24 DARIUS WHITE
#32 JUSTIN HERRING
#34 CENTRELL DELEMAR**

**FORWARD
GUARD
FORWARD**

HEAD COACH: Ronald M. Bradley

**ASSISTANT COACHES: Rick Rasmussen
Ken Meakins**

Sports

Proving ground

Hittin' the road

Unbeaten Rams open three-game swing at Heritage

Unbeaten Newton blisters Patriots

Floyd's first-half barrage fuels win

By Billy Bird
Staff Writer

Legale Floyd scored a career-high 30 points and Brandon Farrar chipped in with 10 as the Newton Rams stayed unbeaten Tuesday evening,

extending their winning streak to three games with a 68-49 victory over the Heritage Patriots at Heritage High School.

The Rams (3-0, 0-0 Region 8-AAAA) bull rushed Heritage early, lighting up the scoreboard with a 9-for-14 first period to grab a 25-11 lead.

"That was good basketball," said Newton head coach Ron Bradley. "We had a first quarter that was beautiful. We've just got to learn to do that at other times in the game."

Floyd roasted the Patriots from the get go, scoring 16 points in the decisive first quarter. He had 25 points at half-time and finished the game a perfect 12-for-12 from the free throw line.

Newton maintained its momentum in the second period behind the Floyd-Farrar combo, which accounted for 35 of the Rams' first 45 points. Newton, which won for the 12th time in 15 road games dating back to last season, rode comfortably into intermission with a 45-20 cushion.

Heritage staged a mild comeback attempt to start the second half, but the Rams weathered the run and carried a 24-point lead into the final period.

"It was a good win," Bradley said. "It's always good to get a

Rams recovers, vaults by Rockdale Raiders

Floyd's 22 fuels Newton in win

By Billy Bird
Staff Writer

CONYERS, Ga. — The Newton Rams powered their way back into the win column Saturday night, rolling over long-time rival Rockdale County High School in the final stop of a four-game road swing.

"We played with a lot more intensity and a lot more confidence," said Newton head coach Ron Bradley. "It was a nice one."

NEXT

> Opponent: Oconee County Warriors.

> When: Tonight, 6 p.m.

> Where: Newton High School, Covington.

Legale Floyd poured in a team-high 22 points and Steven Monk added a season-high 18 points and 11 rebounds as the Newton Rams (5-3, 1-3 Region 8-AAAA) subdued Habersham Central 76-65 Friday night in Mount Airy.

"It was a real good win on the road," said Newton head coach Ron Bradley. We had a lot of good things happen. We feel like we've got guys who can play. It's just a matter of confidence."

Down 37-34 at half-time and faced with the possibility of starting the season 0-4 inside the region, the Rams rose to the occasion in the second half. Buoyed by an explosive 23-point fourth quarter, Newton outscored Habersham Central 42-28 after intermission.

"We played real good basketball in the second half," Bradley said. "We're going to put the team back to work now, so we can step up to better teams in the region."

Jarvis Rele third down.

played all year," said Newton head coach Ron Bradley. "It's a super win against a good basketball team."

Legale Floyd hit two insurance free throws with 19.5 seconds remaining and Quintrell Peterson made a game-saving block as time expired as the Rams (9-6, 1-4 Region 8-AAAA) won for the third time in four games, letting it be known their pulse beats on Cedar Shoals, having emerged as Region 8-AAAA front runner.

By Brian Knapp
Sports Editor

Legale Floyd poured in a team-high 20 points and Steven Monk added a season-high 18 points and 11 rebounds as the Newton Rams (5-3, 1-3 Region 8-AAAA) subdued Habersham Central 76-65 Friday night in Mount Airy.

"It was a real good win on the road," said Newton head coach Ron Bradley. We had a lot of good things happen. We feel like we've got guys who can play. It's just a matter of confidence."

NEXT
> What: Henry County Classic.

> Opponent: Jackson Red Devils.

> When: Today, 4:30 p.m. (Girls), 6 p.m. (Boys).

> Where: Henry County High School, McDonough.

By Brian Knapp
Sports Editor

The Newton Rams took home with 13th-ranked North Hall tonight at 7:30 p.m. in Gainesville, with eyes on making the Trojans their second state-ranked victim in less than a week.

"This will be a real challenge," said Newton head coach Ron Bradley. "They're going to be tough customers. They're an up-tempo team that likes to run. It's going to be interesting."

North Hall brings Region 8-AAAA's most skilled big man to the dance in 6-foot-6 Ryan Franklin, a preseason All-Region pick who led the Trojans to the third round of the Class AAAA State Tournament a year ago, averaging better than 20 points per game. North Hall is returning from a shocking 34-point blowout of defending Class AA state champion East Hall.

"They may be the best basketball team in our region," Bradley said. "They've got good shooters and one of the best big men in the region. It's a good chance for us to see how much we've improved."

NEXT

> Opponent: North Hall Trojans.

> When: Tonight, 6 p.m. (Girls), 7:30 p.m. (Boys).

> Where: North Hall High School, Gainesville.

Newton held the Jaguars, Region 8-AAAA's frontrunner, to 14 points over the game's final 16 minutes, improving to 9-6 (3-4 Region 8-AAAA).

"That was the best game we've played all year," Bradley said afterwards. "We didn't let them play."

Brandon Farrar scored a team-high 13 points as Newton won for the 15th time in its last 18 home dates. Legale Floyd chipped in with 10 points and hit a pair of insurance free throws with 19.5 seconds remaining in the game.

The Rams swept the season series from North Hall a year ago, winning the two games by a combined nine points. Newton is 4-4 away from home this season.



Up in the air: Newton's Brandon Farrar jumps for a head take during his game against North Hall.

The Covington News • Thursday, January 17, 2002 11

Sports

Rams upset Cedar Shoals

By Brian Knapp
Sports Editor

They won the game they weren't supposed to win.

Heeding their coach's call for patience, the Newton boys' basketball team controlled the tempo and upset Cedar Shoals 39-36 at Heritage High School Tuesday

played all year," said Newton head coach Ron Bradley. "It's a super win against a good basketball team."

Legale Floyd hit two insurance free throws with 19.5 seconds remaining and Quintrell Peterson made a game-saving block as time expired as the Rams (9-6, 1-4 Region 8-AAAA) won for the third time in four games, letting it be known their pulse beats on Cedar Shoals, having emerged as Region 8-AAAA front runner.



Ron Bradley leads the Rams to an upset of the 11th-ranked Cedar Shoals Jaguars.

rebound in the closing seconds to help preserve Newton's 15th win in its last 18 home games dating back to last season. Darius White scored the Rams' first six points and finished with eight points and a team-high seven rebounds.

Newton trailed for much of the second period before two free throws from Floyd, a jumper from White and a Farrar layup at the buzzer moved the Rams in front 24-22 at halftime. And momentum would remain theirs.

Playing rock-solid defense, the Rams nursed the lead into the fourth period. There, they finished off the upset, holding the high-powered Jaguars without a field goal. Newton moved ahead to stay when Jarvis Releford scored off an assist from White with under a minute to play.

The Rams return to the court tomorrow night at 8:30 p.m. against Oconee County in Watkinsville.

Newton boys defeat Salem in OT

Rams

Newton destroys aimless Jaguars

Balanced attack keys 41-point rout

By Brian Knapp
Sports Editor

If progress is measured on a game-to-game basis, the Newton Rams grew by leaps and bounds Tuesday night. Far more precise and efficient in their execution,

NEXT

> **Opponent:** Heritage Patriots.

> **When:** Tuesday, 7:30 p.m.

> **Where:** Heritage High School, Conyers.

the Rams shredded the Jaguars of Taliaferro County, forcing 29 turnovers in an overwhelming 77-36 non-region win at Newton High School. Legale Floyd pumped in 16 points to lead three Rams in double figures.

"I thought the enthusiasm was great," said Newton head coach Ron Bradley. "The guys wanted to play, and they played hard. It was over before you could blink."

The Rams (2-0) charged out to a commanding 17-point first-quarter lead behind 10 points from Jarvis Releford, who used his light feet and soft touch around the basket to hit five of his six shot attempts in the period.

From there, Newton coasted. Floyd heated up after the half, doing much of his damage in transition during an eight-point third quarter as the Rams extended their lead to 28. Providing poison from the perimeter, Floyd finished 6-for-15 from the floor and made three of Newton's 18 steals.

With the outcome no longer in question, the Newton bench



THE COVINGTON NEWS Athlete of the Week

Scoring machine: Newton's Legale Floyd averaged 22 points per game in back-to-back victories over Salem and Taliaferro County. Floyd hit the game-winning free throw with 1.8 seconds remaining in overtime to give Newton a season-opening 68-67 win over Salem Nov. 19. He scored 18 of his game-high 28 points in the second half, drilling five three-pointers and making six steals. Floyd scored a team-high 16 points in Newton's 77-36 blowout of Taliaferro County Nov. 20. In recognition of his outstanding on-court performances, Floyd has been chosen The Covington News Athlete of the Week for the week of Nov. 19-25.

By KEVIN CULPEPPER
Sports Writer

With 1.8 seconds left in overtime, Newton's Legale Floyd knocked down a clutch free throw to give the Rams and head coach Ron Bradley a 68-67 win over the Salem Seminoles Monday night at Newton High School.

Floyd led all scorers for both teams with 28 points.

B.J. Franklin paced the Seminoles' attack with 18 points.

The action between the two squads stayed even in the first quarter.

Franklin and Matt Tidmore both nailed 3-pointers for the Seminoles and built a 13-10 advantage at the end of the first eight minutes.

The Rams' offense came alive in the second quarter as


The Seminoles, however, began creeping back.

Justin Dickens and Franklin each hit a free throw to pull the team within six.

After Matt Tidmore sunk a basket to make the score 58-54, Franklin stole the inbounds pass and hit a 3-pointer to pull his team to within one point.

Newton missed free throws that could have ended the contest and Franklin was fouled with nine seconds. He calmly hit the free throw to make the score 58-58. Franklin fouled out two seconds later, but the Rams missed the charity shots and the game went into overtime.

IN THE overtime period, Newton made the shots when they were needed and even-



Rough landing: Newton's Darius White smacks the floor as teammate Quintrell Peterson takes possession.

By Brian Knapp
Sports Editor

Newton head coach Ron Bradley made a shaky but triumphant return to the sidelines last night.

Legale Floyd poured in a career-high 28 points, sinking the game-winning free throw with 1.8 remaining as the Newton Rams (1-0) outlasted Salem 68-67 in overtime at Newton High School.

Newton's performance was far from efficient. The Rams committed 24 turnovers — 11 in the fourth quarter and overtime — and misfired on 23 of 41 attempts from the foul line.

"We didn't play as well as we would have liked to, but it's nice to win," Bradley said. "We tried to play like we have been instead of playing like we're supposed to. We've got to go

NEXT

> **Opponent:** Taliaferro.


> **When:** Tonight, 6 p.m. (Girls), 7:30 p.m. (Boys).

> **Where:** Newton High School, Covington

get better." Floyd, the Rams' most dependable weapon on a night when they shot just 37 percent from the field, took the game over in the second half, scoring 18 of Newton's 40 points. The junior hit five three-pointers, three in the third quarter alone, and made a team-high six steals.

Tied at 67-67 with 26.6 to go in overtime, the foul-prone Seminoles sealed their own fate, fouling Floyd some 25 feet away from the basket. After missing the first free throw, Floyd made good on the second, giving Bradley his 1,226th career victory and the first of

Newton's Darius White posted the first double-double of his career, scoring 11 points and hauling in a dozen rebounds, while Brandon Farrar gave the Rams three players in double figures with 13 points.



HENRY COUNTY CLASSIC

Newton gets by

Floyd's 13-point fourth quarter lifts Rams over Jackson

Newton squads dispatch Jackson

10 The Covington News • Thursday, January 10, 2002

Sports

'We won it with our heart' — Ron Bradley

Rams serve notice

IN THE BOYS game, the Red Devils came out as the aggressors. The Rams were the beneficiaries of the Red Devils' poor shooting, which enabled them to keep the game close. After the first quarter, the Rams were down by a score of 14-10.


In the second quarter, the Red Devils tried to put the game out of reach as they made two 3-point shots to start the frame. The Rams slowly cut into

the lead until a 3-point basket by Brent Finch with 1:17 left in the half enabled the Rams to tie the game at 24-all. The Rams also made the final basket of the half with 45 seconds left on the clock to take a 27-26 lead into the locker room.

The second half of the game had seven lead changes and four ties. Neither team was able to get much of a lead until Jackson coach Greg Freeman was charged with a technical foul, which helped the Rams go on an 11-2 run in the final minutes of the game to give them the win.

With their win, the Rams will advance in the tournament to play the Riverdale-Forest Park winner on Friday at 9 p.m.

Down by 17, Newton storms back to upend Black Knights



Newton's Jarvis Pateford (right) drives to the basket against Clarke Central during the first quarter Tuesday night. — Photo by Ricky Crumbley



Newton's Laslo Reed (10) glides to the basket past Salem's Tay Jackson (54) during first-half action Friday night. The Rams defeated the Saminoles 57-46 in the regular season finale for both squads. — Photo by Ricky Crumbley

Newton sweeps Salem in regular season finales

Swoosh. . . .

2001-2002 FINAL RESULTS

OPPONENT	SITE	SCORES		HIGH SCORERS	HIGH REBOUNDERS
		NHS	OPP		
Salem	H	68	67 (ot)	Legale Floyd 28	Jarvis Releford 12
Taliaferro	H	77	36	Legale Floyd 16	Jarvis Releford 15
Heritage	A	68	49	Legale Floyd 30	Quintrell Peterson 8
West Hall	A	76	85 (ot)	Brandon Farrar 24	Jarvis Releford 15
Cedar Shoals	A	54	76	Legale Floyd 10 Steven Monk 10	Jarvis Releford 7 Darius White 7
Rockdale Co.	A	73	47	Legale Floyd 22	Jarvis Releford 20
Oconee Co.	H	52	55	Brandon Farrar 17	Jarvis Releford 9 Darius White 9
Habersham-Central	A	76	65	Legale Floyd 20	Jarvis Releford 13
Jackson	N	61	54	Legale Floyd 23	Steven Monk 13
Riverdale	N	43	72	Brandon Farrar 15	Jarvis Releford 7
Lovejoy	N	65	67	Brandon Farrar 20	Darius White 12
Central Gwinnett	H	48	47 (ot)	Legale Floyd 13	Darius White 8
West Hall	H	46	53	Legale Floyd 10 Brandon Farrar 10 Steven Monk 10	Quintrell Peterson 9
Rockdale Co.	H	57	30	Legale Floyd 12	Jarvis Releford 9
Cedar Shoals	H	39	36	Brandon Farrar 13	Darius White 7
Oconee Co.	A	49	63	Darius White 14 Steven Monk 14	Legale Floyd 5
North Hall	A	41	48	Darius White 12	Darius White 7
Clarke-Central	A	57	65	Legale Floyd 27	Jarvis Releford 9
Habersham-Central	H	65	53	Legale Floyd 18	Laslo Reed 6
North Hall	H	31	33	Legale Floyd 15	Jarvis Releford 9
Taliaferro	H	64	34	Legale Floyd 13	Antwone Smith 7
Central Gwinnett	A	50	60	Legale Floyd 27	Laslo Reed 6
Heritage	H	50	34	Legale Floyd 20	Jarvis Releford 7
Clarke-Central	H	59	67	Legale Floyd 27	Legale Floyd 7
Salem	A	57	46	Legale Floyd 21	Jarvis Releford 12
Cedar Shoals	A	49	57	Legale Floyd 18	Jarvis Releford 10

OPPONENTS' FINAL STATISTICS

OPPONENTS' FIELD GOAL ATTEMPTS		1211
OPPONENTS' FIELD GOALS MADE	2 pt.	349
	3 pt.	137
OPPONENTS' FIELD GOAL PERCENTAGE		40%
OPPONENTS' FREE THROW ATTEMPTS		491
OPPONENTS' FREE THROWS MADE		290
OPPONENTS' FREE THROW PERCENTAGE		59%
OPPONENTS' TOTAL POINTS		1,399
OPPONENTS' AVERAGE POINTS PER GAME		53.8
OPPONENTS' TOTAL FOULS		408
OPPONENTS' AVERAGE FOULS PER GAME		15.7
OPPONENTS' OFFENSIVE REBOUNDS		221
OPPONENTS' OFFENSIVE REBOUND AVERAGE PER GAME		8.5
OPPONENTS' DEFENSIVE REBOUNDS		416
OPPONENTS' DEFENSIVE REBOUND AVERAGE PER GAME		16.0
OPPONENTS' TOTAL REBOUNDS		637
OPPONENTS' REBOUND AVERAGE PER GAME		24.5

FINAL TEAM STATISTICS

FIELD GOAL ATTEMPTS		1390
FIELD GOALS MADE	2 pt.	389
	3 pt.	132
FIELD GOAL PERCENTAGE	2 pt. (389 of 928)	42%
	3 pt. (132 of 462)	29%
	Total (521 of 1390)	37%
FREE THROW ATTEMPTS		475
FREE THROWS MADE		301
FREE THROW PERCENTAGE		63%
TOTAL POINTS SCORED		1,475
AVERAGE POINTS PER GAME		56.7
TOTAL STEALS		248
AVERAGE STEALS PER GAME		9.5
TOTAL FOULS		449
AVERAGE FOULS PER GAME		17.3
TOTAL BLOCKED SHOTS		59
AVERAGE BLOCKED SHOTS PER GAME		2.3
TOTAL OFFENSIVE REBOUNDS		343
AVERAGE OFFENSIVE REBOUNDS PER GAME		13.2
TOTAL DEFENSIVE REBOUNDS		472
AVERAGE DEFENSIVE REBOUNDS PER GAME		18.2
TOTAL REBOUNDS		815
AVERAGE REBOUNDS PER GAME		31.3
FINAL RECORD	WON 13	LOST 13

TEAM TOTALS

GAME	TOTAL F.G.			3 PT		FREE THROWS			TOT PTS	ASTS	REG	VIO	LP	BL	OR	DR	TOT REB	
	A	M	0%	A	M	A	M	0%										
1 Salem (H)	55	22	40%	22	6	41	18	44%	68	13	13	5	15	0	18	23	41	
2 Talliaferro (H)	72	31	43%	25	6	13	9	69%	77	18	16	2	8	7	21	17	38	
3 Heritage (A)	53	23	43%	18	7	24	15	63%	68	11	13	2	10	3	13	30	43	
4 West Hall (A)	67	29	43%	16	5	19	13	68%	76	13	7	9	15	5	14	27	41	
5 Cedar Shoals (A)	72	23	32%	26	5	10	3	30%	54	14	4	0	9	3	21	16	37	
6 Rockdale Co. (A)	63	22	35%	13	5	31	24	77%	73	15	6	2	7	2	17	31	48	
7 Oconee Co. (H)	51	19	37%	19	6	11	8	73%	52	12	9	3	7	1	12	16	28	
8 Habersham-Cent. (A)	63	23	37%	19	6	40	24	60%	76	12	14	1	11	2	20	23	43	
9 Jackson (N)	57	19	33%	18	2	29	21	72%	61	12	17	1	9	2	16	20	36	
10 Riverdale (N)	46	17	37%	15	2	14	7	50%	43	14	10	1	17	2	10	15	25	
11 Lovejoy (N)	47	18	38%	17	7	31	22	71%	65	15	7	5	4	0	15	22	37	
12 Cent. Gwinnett (H)	50	16	32%	25	9	11	7	64%	48	12	11	3	8	2	12	14	26	
13 West Hall (H)	61	19	31%	21	1	10	7	70%	46	10	6	1	6	2	16	13	29	
14 Rockdale (H)	49	21	43%	22	5	20	10	50%	57	14	11	4	10	2	14	23	37	
15 Cedar Shoals (H)	39	16	41%	10	1	8	6	75%	39	8	9	0	9	1	10	11	21	
16 Oconee Co. (A)	55	19	35%	12	4	14	7	50%	49	11	10	1	11	2	10	11	21	
17 North Hall (A)	43	19	44%	14	3	0	0	0%	41	15	7	4	6	3	8	14	22	
18 Clarke-Central (A)	56	19	34%	16	8	19	11	58%	57	14	7	3	20	1	18	20	38	
19 Habersham-Cent. (H)	40	22	55%	9	5	20	16	80%	65	17	12	2	10	1	4	14	18	
20 North Hall (H)	46	11	24%	20	4	12	5	42%	31	8	3	4	4	1	8	11	19	
21 Talliaferro (H)	69	21	30%	22	8	19	14	74%	64	17	17	6	5	1	17	18	35	
22 Cent. Gwinnett (A)	46	17	37%	18	6	12	10	83%	50	9	1	2	3	3	8	12	20	
23 Heritage (H)	46	21	46%	17	6	6	2	33%	50	13	14	0	8	1	8	20	28	
24 Clarke-Central (H)	40	15	38%	13	6	32	23	72%	59	8	6	7	8	0	8	18	26	
25 Salem (A)	55	20	36%	19	4	20	13	65%	57	9	14	7	6	8	13	20	33	
26 Cedar Shoals (A)	49	19	39%	16	5	9	6	67%	49	9	4	1	10	4	12	13	25	
26	TOTALS	1390	521	37%	462	132	475	301	63%	1475	323	248	76	236	59	343	472	815

Averages

58.7 12.4 9.5 2.9 9.1 2.3 13.2 18.2 31.3

OPPONENTS TOTALS

GAME	TOTAL F.G.			3 PT		FREE THROWS			TOT PTS	OR	DR	TOT REB	
	A	M	0%	A	M	A	M	0%					
1 Salem (H)	58	26	45%	14	5	19	10	53%	67	9	21	30	
2 Taliaferro (H)	42	13	31%	15	3	11	7	64%	36	7	18	25	
3 Heritage (A)	61	18	30%	17	5	25	8	32%	49	14	16	30	
4 West Hall (A)	69	29	42%	23	7	29	20	69%	85	7	12	19	
5 Cedar Shoals (A)	49	28	57%	13	4	29	16	55%	76	8	21	29	
6 Rockdale Co. (A)	68	19	28%	27	3	11	6	55%	47	14	28	42	
7 Oconee Co. (H)	49	19	39%	19	7	14	10	71%	55	7	18	25	
8 Habersham-Cent. (A)	44	22	50%	17	4	32	17	53%	65	8	19	27	
9 Jackson (N)	55	22	40%	25	9	3	1	33%	54	12	19	31	
10 Riverdale (N)	44	24	55%	14	7	27	17	63%	72	10	19	29	
11 Lovejoy (N)	58	25	43%	24	7	29	10	34%	67	20	7	27	
12 Cent. Gwinnett (H)	41	16	39%	16	6	18	9	50%	47	8	11	19	
13 West Hall (H)	51	17	33%	22	7	13	12	92%	53	8	22	30	
14 Rockdale (H)	47	12	26%	21	2	10	4	40%	30	7	14	21	
15 Cedar Shoals (H)	33	13	39%	13	5	9	5	56%	36	5	12	17	
16 Oconee Co. (A)	36	21	58%	14	7	22	14	64%	63	4	15	19	
17 North Hall (A)	31	15	48%	15	7	17	11	65%	48	7	9	16	
18 Clarke-Central (A)	47	18	38%	30	9	30	20	67%	65	7	13	20	
19 Habersham-Cent. (H)	45	18	40%	13	3	19	14	74%	53	10	11	21	
20 North Hall (H)	36	13	36%	17	3	8	4	50%	33	5	17	22	
21 Taliaferro (H)	32	9	28%	12	2	25	14	56%	34	3	19	22	
22 Cent. Gwinnett (A)	42	21	50%	13	4	22	14	64%	60	12	18	30	
23 Heritage (H)	32	9	28%	18	5	22	11	50%	34	11	17	28	
24 Clarke-Central (H)	51	22	43%	23	8	18	15	83%	67	8	11	19	
25 Salem (A)	49	15	31%	21	6	13	10	77%	46	4	20	24	
26 Cedar Shoals (A)	41	22	54%	8	2	16	11	69%	57	6	9	15	
26	TOTALS	1211	486	40%	464	137	491	290	59%	1399	221	416	637
	Averages					30%				53.8	8.5	16.0	24.5

GAME HIGHS FOR TEAM

MOST FIELD GOAL ATTEMPTS	72; vs. Taliaferro, 11/20/01 72; vs. Cedar Shoals, 12/4/01
MOST FIELD GOALS MADE	31; vs. Taliaferro, 11/20/01
BEST FIELD GOAL PERCENTAGE	55%; vs. Habersham-Cent., 1/25/02
MOST FREE THROW ATTEMPTS	41; vs. Salem, 11/19/01
MOST FREE THROWS MADE	24; vs. Rockdale Co., 12/8/01 24; vs. Habersham-Cent., 12/14/01
BEST FREE THROW PERCENTAGE	83%; vs. Central Gwinnett, 2/1/02
MOST OFFENSIVE REBOUNDS	21; vs. Taliaferro, 11/20/01 21; vs. Cedar Shoals, 12/4/01
MOST DEFENSIVE REBOUNDS	31; vs. Rockdale Co., 12/8/01
MOST REBOUNDS	48; vs. Rockdale Co., 12/8/01
MOST ASSISTS	18; vs. Taliaferro, 11/20/01
MOST STEALS	17; vs. Jackson, 12/18/01 17; vs. Taliaferro, 1/30/02
MOST BLOCKED SHOTS	8; vs. Salem, 2/8/02
MOST POINTS IN ONE QUARTER	25; vs. Taliaferro, 11/20/01
MOST POINTS IN ONE HALF	46; vs. West Hall, 11/30/01
MOST POINTS IN GAME	77; vs. Taliaferro, 11/20/01

INDIVIDUAL HIGHS FOR SEASON

MOST FIELD GOALS	Legale Floyd; 138 (Total FG) 67 (3 pt. FG)
BEST FIELD GOAL PERCENTAGE* (atts.)	Jarvis Releford; 47% (67 of 143)
MOST FREE THROWS	Legale Floyd; 106
BEST FREE THROW PERCENTAGE*	Legale Floyd; 83% (106 of 128 att.)
LEADING SCORER game	Legale Floyd; 449 pts., 17.3 avg. per
LEADING OFFENSIVE REBOUNDER game	Jarvis Releford; 99, 3.8 avg. per
LEADING DEFENSIVE REBOUNDER game	Jarvis Releford; 109, 4.4 avg. per
LEADING REBOUNDER game	Jarvis Releford; 208, 8.3 avg. per
MOST ASSISTS game	Quintrell Peterson; 88, 3.4 avg. per
MOST STEALS	Legale Floyd; 58, 2.2 avg. per game
MOST BLOCKED SHOTS	Jarvis Releford; 20, .8 avg. per game
MOST CHARGES TAKEN	Darius White; 7
MOST CONSECUTIVE FREE THROWS	Legale Floyd; 25 without a miss

2001-02 FINAL INDIVIDUAL STATISTICS

PLAYER	No.	TOTAL FIELD GOALS			3-PT FG			FREE THROWS			TOT PTS	AS'T	REG	VIOL	LP	BL	REBOUNDS		
		A	M	Pct.	A	M	Pct.	A	M	Pct.							OFF	DEF	TOT
Legale Floyd	4	376	138	37%	197	67	34%	128	106	83%	449	72	58	9	55	2	32	50	82
Laslo Reed	10	85	28	33%	41	11	27%	25	17	68%	84	12	14	5	9	6	30	43	73
Eric Smith	12	7	3	43%	4	1	25%	4	2	50%	9	2	0	0	1	0	4	2	6
Brandon Farrar	14	258	91	35%	74	19	26%	114	72	63%	273	33	30	7	38	0	25	31	56
Quintrell Peterson	20	91	23	25%	28	5	18%	30	16	53%	67	88	43	20	45	1	32	51	83
Antwone Smith	22	38	14	37%	3	0	0%	7	2	29%	30	8	7	2	9	16	24	17	41
Darius White	24	197	89	45%	41	12	29%	62	40	65%	230	54	17	14	36	10	46	105	151
Steven Monk	25	114	43	38%	33	8	24%	40	20	50%	114	16	17	9	17	3	37	43	80
Jarvis Releford	40	143	67	47%	1	0	0%	54	23	43%	157	21	41	9	14	20	99	109	208
Justin Herring	32	2	1	50%	1	0	0%	0	0		2	1	0	0	0	0	0	1	1
Centrell Delemar	34	5	1	20%	4	1	25%	0	0		3	1	0	0	1	0	3	0	3
Others		74	23	31%	35	8	23%	11	3	27%	57	19	21	22	14	1	11	20	31
TOTALS		1390	521	37%	462	132	29%	475	301	63%	1475	327	248	97	239	59	343	472	815

INDIVIDUAL GAME HIGHS

MOST FIELD GOALS	(2 Pt.) Brandon Farrar; 7 vs. West Hall 11-30-01 (3 Pt.) Legale Floyd; 6 vs. Clarke-Central 1-22-02 (Tot.) Legale Floyd; 10 vs. Salem 11-19-01
BEST FIELD GOAL % (10 or more attempts)	Darius White; 60% (6/10) vs. Habersham 1-25-02 60% (6/10) vs. Heritage 2-2-02
MOST FREE THROWS	Legale Floyd; 13 vs. Jackson 12-18-01
BEST FREE THROW % (10 or more attempts)	Legale Floyd; 100% (12/12) vs. Heritage 11-27-01
(less than 10 attempts)	Legale Floyd; 100% in 11 other games
MOST OFFENSIVE REBOUNDS	Jarvis Releford; 12 vs. Taliaferro 11-20-01
MOST DEFENSIVE REBOUNDS	Jarvis Releford; 11 vs. Rockdale Co. 12-8-01
MOST REBOUNDS	Jarvis Releford; 20 vs. Rockdale Co. 12-8-01
MOST ASSISTS	Legale Floyd; 7 vs. Jackson 12-18-01 Quintrell Peterson; 7 vs. North Hall 1-19-02 7 vs. Taliaferro 1-30-02
MOST STEALS	Brandon Farrar; 5 vs. Oconee Co. 12-11-01 Quintrell Peterson; 5 vs. Central Gwinnett 1-8-02 Legale Floyd; 5 vs. Taliaferro 1-30-02
MOST BLOCKED SHOTS	Jarvis Releford; 6 vs. Salem 2-8-02
MOST POINTS IN A QUARTER	Legale Floyd; 16 vs. Heritage 11-27-01
MOST POINTS IN ONE HALF	Legale Floyd; 25 vs. Heritage 11-27-01
MOST POINTS IN A GAME	Legale Floyd; 30 vs. Heritage 11-27-01

NEWTON HIGH SCHOOL vs. SALEM

at N.H.S.

Date: 11/19/01

Game #1

PLAYER	No.	F	FIELD GOALS									FREE THROWS			TOT	AST	REG	VIOL	LP	BL	REBOUNDS				
			ATT		MADE		TOTAL			3-PTR			A	M							Pct.	PTS	OFF	DEF	TOT
			1	2	1	2	A	M	Pct.	A	M	Pct.	A	M							Pct.	PTS	AST	REG	VIOL
Legale Floyd	4	4	10	10	3	7	20	10	50%	11	5	45%	6	3	50%	28	4	4	1	2		2	3	5	
Laslo Reed	10	1	1	2		1	3	1	33%	1	1	100%	2	1	50%	4		2		1		3	2	5	
Eric Smith																									
Brandon Farrar	14	3	8	6	2	2	14	4	29%	6	0	0%	11	5	45%	13	1	3		6		2	2	4	
Quintrell Peterson	20	2	2	2		1	4	1	25%	2	0	0%	6	2	33%	4	3	1	2	3		4	2	6	
Antwone Smith	22						0	0								0				1				0	
Darius White	24	4	2	5	1	2	7	3	43%	1	0	0%	6	5	83%	11	4	1	1	2		3	6	9	
Steven Monk																									
Jarvis Releford	40	3	5	2	2	1	7	3	43%				10	2	20%	8	1	2	1			4	8	12	
Others							0	0								0								0	
TOTALS		17	28	27	8	14	55	22	40%	21	6	29%	41	18	44%	68	13	13	5	15	0	18	23	41	

Opponents' Totals

29	25	33	10	16	58	26	45%	14	5	36%	19	10	53%	67
----	----	----	----	----	----	----	-----	----	---	-----	----	----	-----	----

9	21	30
---	----	----

1st Half %	29%
2nd Half %	52%

	NHS	OPP
1st	10	13
2nd	28	24
3rd	44	41
4th	58	58
OT	68	67

NEWTON HIGH SCHOOL vs. TALIAFERRO

at N.H.S.

Date: 11/20/01

Game #2

PLAYER	No.	F	FIELD GOALS									FREE THROWS			TOT PTS	AST	REG	VIOL	LP	BL	REBOUNDS			
			ATT		MADE		TOTAL			3-PTR			A	M							Pct.	OFF	DEF	TOT
			1	2	1	2	A	M	Pct.	A	M	Pct.												
Legale Floyd	4		8	6	2	4	14	6	43%	8	2	25%	2	2	100%	16	4	4		2	1		1	1
Laslo Reed	10	3	5	3	2	1	8	3	38%	7	3	43%	0	0		9	1	1			1		1	1
Eric Smith	12			5		2	5	2	40%	2	0	0%	2	1	50%	5						3		3
Brandon Farrar	14	1	3	5	1	3	8	4	50%	2	1	50%	7	6	86%	15	1			1		2		2
Quintrell Peterson	20	1	2				2	0	0%	2	0	0%				0	3	3	2					0
Antwone Smith	22	4	1	5	1	2	6	3	50%							6	1	4			3	3	4	7
Darius White	24		2	3	2	2	5	4	80%							8						1	6	7
Steven Monk																								
Jarvis Releford	40		7	5	5	1	12	6	50%							12	3	2		1	2	12	3	15
Others		3	2	10		3	12	3	25%	4	0	0%	2	0	0%	6	5	2		4			2	2
TOTALS		12	30	42	13	18	72	31	43%	25	6	24%	13	9	69%	77	18	16	2	8	7	21	17	38

Opponents' Totals

9	27	15	8	5	42	13	31%	15	3	20%	11	7	64%	36
---	----	----	---	---	----	----	-----	----	---	-----	----	---	-----	----

7	18	25
---	----	----

1st Half %	43%
2nd Half %	43%

	NHS	OPP
1st	24	7
2nd	34	19
3rd	59	31
4th	77	36
OT		

NEWTON HIGH SCHOOL vs. HERITAGE

at Conyers

Date: 11/27/01

Game #3

PLAYER	No	F	FIELD GOALS									FREE THROWS			TOT	REBOUNDS								
			ATT		MADE		TOTAL		3-PTR			A	M	Pct.		PTS	ASST	REB	VICL	LF	3L	OFF	DEF	TOT
Legale Floyd	4	2	10	6	5	1	16	7	44%	7	4	57%	12	12	100%	30	2	4		3	1	3	4	
Laslo Reed	10		3	4	1	1	7	2	29%	2	0	0%				4			1	2	4	6	10	
Eric Smith	12															0							0	
Brandon Farrar	14	5	5	9	4	3	14	7	50%	5	3	60%	4	3	75%	20	2	4			2	2	4	
Quintrell Peterson	20	2	2	3		2	5	2	40%	2	0	0%				4	4	1	1	2	2	6	8	
Antwone Smith	22	5		1			1	0	0%							0					1	1	3	4
Darius White	24	3	2	3	1	1	5	2	40%				1	0	0%	4	2			1	2	2	4	6
Steven Monk																								
Jarvis Relford	40	5	4		3		4	3	75%	1	0	0%	2	0	0%	6		1			1	4	5	
Others			1		0		1	0	0%	1	0	0%	5	0		0	1	3		2		2	2	
TOTALS		22		26	15	8	53	23	43%	18	7	39%	24	15	63%	68	11	13	2	10	3	13	30	43

Opponents' Totals

19	26	35	7	11	51	18	30%	17	5	29%	25	8	32%	49
----	----	----	---	----	----	----	-----	----	---	-----	----	---	-----	----

14	16	30
----	----	----

1st Half %	ERR
2nd Half %	ERR

	NHS	OPP
1st	25	11
2nd	45	20
3rd	57	33
4th	68	49
OT		

NEWTON HIGH SCHOOL vs. WEST HALL

at Oakwood

Date: 11/20/01

Game #4

PLAYER	No.	F	FIELD GOALS									FREE THROWS			PTS	AST	REG	VIOL	LP	BL	REBOUNDS				
			ATT		MADE		TOTAL			3-PTR			A	M							Pct.	OFF	DEF	TOT	
			1	2	1	2	A	M	Pct.	A	M	Pct.	A	M							Pct.				
Legale Floyd	4	2	11	13	3	4	24	7	29%	9	3	33%	3	2	67%	19	3	2	1	5	1	3	1	4	
Laslo Reed	10		1	2	1		3	1	33%	2	1	50%	2	0	0%	3				1				6	6
Eric Smith																									
Brandon Farrar	14	5	10	9	4	4	19	8	42%	4	1	25%	8	7	88%	24	2						1	1	2
Quintrell Peterson	20	4	3	1	1		4	1	25%	1	0	0%				2	4	2	3	6			1	5	6
Antwone Smith																									
Darius White	24	3	3	3	2	3	6	5	83%							10	2	2	1		3	1	5	6	
Steven Monk	25	5	3		1		3	1	33%				2	2	100%	4	1		2			1	1	2	
Jarvis Releford	40	5	5	3	4	2	8	6	75%				4	2	50%	14	1	1	2	3	1	7	8	15	
Others																0									0
TOTALS			24	36	31	16	13	67	29	43%	16	5	31%	19	13	68%	76	13	7	9	15	5	14	27	41

Opponents' Totals

18	35	34	13	16	69	29	42%	23	7	30%	29	20	69%	85
----	----	----	----	----	----	----	-----	----	---	-----	----	----	-----	----

7	12	19
---	----	----

1st Half %	44%
2nd Half %	42%

	NHS	OPP
1st	21	16
2nd	46	35
3rd	56	54
4th	70	70
OT	76	85

NEWTON HIGH SCHOOL vs. CEDAR SHOALS

at Athens

Date: 12/4/01

Game #5

PLAYER	No.	F	FIELD GOALS									FREE THROWS			PTS	AST	REG	VIOL	LP	BL	REBOUNDS				
			ATT		MADE		TOTAL			3-PTR			TOT								OFF	DEF	TOT		
			1	2	1	2	A	M	Pct.	A	M	Pct.	A	M										Pct.	
Legale Floyd	4	1	8	6	2	2	14	4	29%	9	1	11%	2	1	50%	10	3	1				3		3	
Laslo Reed	10	1	2	4		2	6	2	33%	3		0%			ERR	4							1	1	2
Eric Smith																									
Brandon Farrar	14	2	7	1	2		8	2	25%	3		0%	4	1	25%	5				3		2	1	3	
Quintrell Peterson	20	1	3	2	1		5	1	20%				2	1	50%	3	3			2			1	1	1
Antwone Smith	22	3	1	2		1	3	1	33%							2					1	1	3	4	
Darius White	24	3	6	2	2		8	2	25%							4	4			1		3	4	7	
Steven Monk	25	2	3	7	2	2	10	4	40%	4	2	50%				10		1		2	1	3	2	5	
Jarvis Releford	40	5	6	1	2	1	7	3	43%				2	0	0%	6	2	1			1	6	1	7	
Others		3	3	8	1	3	11	4	36%	7	2	29%				10	2	1		1		2	3	5	
TOTALS		21	39	33	12	11	72	23	32%	26	5	19%	10	3	30%	54	14	4	0	9	3	21	16	37	

Opponents' Totals

8	28	21	18	10	49	28	57%	13	4	31%	29	16	55%	76
---	----	----	----	----	----	----	-----	----	---	-----	----	----	-----	----

8	21	29
---	----	----

1st Half %	31%
2nd Half %	33%

	NHS	OPP
1st	8	29
2nd	28	41
3rd	42	63
4th	54	76
OT		

NEWTON HIGH SCHOOL vs. ROCKDALE CO.

at Conyers

Date: 12/8/01

Game #6

PLAYER	No.	F	FIELD GOALS									FREE THROWS			TOT	AST	REG	VIOL	LP	BL	REBOUNDS				
			ATT		MADE		TOTAL			3-PTR			A	M							Pct.	PTS	OFF	DEF	TOT
			1	2	1	2	A	M	Pct.	A	M	Pct.													
Legale Floyd	4	3	7	5	4		12	4	33%	5	3	60%	13	11	85%	22	2	2		2		2	1	3	
Laslo Reed	10		1	1			2	0	0%	1		0%	2	2	100%	2							1	1	2
Eric Smith	12															0							2	2	
Brandon Farrar	14	1	6	4	2	3	10	5	50%	1	1	100%	6	5	83%	16	4	1					1	1	
Quintrell Peterson	20			2			2	0	0%	1		0%	4	2	50%	2		1		1			1	1	
Antwone Smith	22	2		2			2	0	0%							0			1					0	
Darius White	24	4	3	2	1		5	1	20%	1	1	100%	2	2	100%	5	5	1	1	1		2	4	6	
Steven Monk	25	1	3	4	2	1	7	3	43%	1		0%				6	1			1		1	5	6	
Jarvis Releford	40	2	5	6	2	3	11	5	45%				4	2	50%	12	1				2	9	11	20	
Others		2	5	7	2	2	12	4	33%	3		0%				8	2	1		2		2	5	7	
TOTALS		15	30	33	13	9	63	22	35%	13	5	38%	31	24	77%	73	15	6	2	7	2	17	31	48	

Opponents' Totals

24	30	38	7	12	68	19	28%	27	3	11%	11	6	55%	47
----	----	----	---	----	----	----	-----	----	---	-----	----	---	-----	----

14	28	42
----	----	----

1st Half %	43%
2nd Half %	27%

	NHS	OPP
1st	18	9
2nd	40	16
3rd	60	30
4th	73	47
OT		

NEWTON HIGH SCHOOL vs. OCONEE CO.

at NHS

Date: 12/11/01

Game #7

PLAYER	No.	FIELD GOALS											FREE THROWS			REBOUNDS								
		F	ATT		MADE		TOTAL			3-PTR			A	M	Pct.	PTS	AST	REG	VIOL	LP	BL	REBOUNDS		
			1	2	1	2	A	M	Pct.	A	M	Pct.										OFF	DEF	TOT
Legale Floyd	4	4	5	6	2		11	2	18%	5	0	0%	1	0	0%	4	3	1		1		1	1	2
Laslo Reed	10	1	1				1	0	0%	1		0%				0								0
Eric Smith																								
Brandon Farrar	14	3	7	8	1	4	15	5	33%	5	2	40%	5	5	100%	17	3	5	2	2			3	3
Quintrell Peterson	20															0								0
Antwone Smith	22															0								0
Darius White	24	2	4	1	3	1	5	4	80%	1		0%	5	3	60%	11	3			1		4	5	9
Steven Monk	25	1	2		1		2	1	50%	1		0%				2	2			1	1		2	2
Jarvis Releford	40	4	1	5		1	6	1	17%							2		1	1			6	3	9
Others		2	5	6	3	3	11	6	55%	6	4	67%				16	1	2		2		1	2	3
TOTALS		17	25	26	10	9	51	19	37%	19	6	32%	11	8	73%	52	12	9	3	7	1	12	16	28

Opponents' Totals

13	21	28	5	14	49	19	39%	19	7	37%	14	10	71%	55
----	----	----	---	----	----	----	-----	----	---	-----	----	----	-----	----

7	18	25
---	----	----

1st Half %	40%
2nd Half %	35%

	NHS	OPP
1st	17	8
2nd	27	20
3rd	44	34
4th	52	55
OT		

PLAYER	No.	F	FIELD GOALS									FREE THROWS			PTS	AST	REG	VIOL	LP	BL	REBOUNDS			
			ATT		MADE		TOTAL			3-PTR			THROWS								OFF	DEF	TOT	
			1	2	1	2	A	M	Pct.	A	M	Pct.	A	M										Pct.
Legale Floyd	4	4	8	5	3	2	13	5	38%	5	3	60%	10	7	70%	20	3	1		1		2	6	8
Laslo Reed	10		3	1	1		4	1	25%	1		0%	2	2	100%	4						2	1	3
Eric Smith	12															0								0
Brandon Farrar	14	4	3	8	1	4	11	5	45%	3	2	67%	10	5	50%	17		3		5		1	4	5
Quintrell Peterson	20		1				1	0	0%							0	1							0
Antwone Smith	22	1	1				1	0	0%							0		1				1		1
Darius White	24	3														0				2				0
Steven Monk	25	5	8	5	4	3	13	7	54%	3		0%	6	4	67%	18	1	1	1		1	7	4	11
Jarvis Releford	40	4	6	2	2	1	8	3	38%				10	4	40%	10	3	3			1	6	7	13
Others		4	8	3	1	1	11	2	18%	7	1	14%	2	2	100%	7	4	5		3		1	1	2
TOTALS		25	38	24	12	11	62	23	37%	19	6	32%	40	24	60%	76	12	14	1	11	2	20	23	43

Opponents' Totals	25	21	23	13	9	44	22	50%	17	4	24%	32	17	53%	65
-------------------	----	----	----	----	---	----	----	-----	----	---	-----	----	----	-----	----

	8	19	27
--	---	----	----

1st Half %	32%
2nd Half %	46%

	NHS	OPP
1st	15	18
2nd	34	37
3rd	53	52
4th	76	65
OT		

NEWTON HIGH SCHOOL vs. JACKSON

at McDonough

Date: 12/18/01

Game #9

PLAYER	No.	F	FIELD GOALS									FREE THROWS			TOT	PTS	AST	REG	VIOL	LP	BL	REBOUNDS			
			ATT		MADE		TOTAL			3-PTR			A	M								Pct.	OFF	DEF	TOT
			1	2	1	2	A	M	Pct.	A	M	Pct.	A	M								Pct.			
Legale Floyd	4	2	9	6	2	3	15	5	33%	5	0	0%	16	13	81%	23	7	4		2		3	3	6	
Laslo Reed																									
Eric Smith												ERR													
Brandon Farrar	14	3	8	6	3		14	3	21%	6	0	0%	5	3	60%	9	1	2		1		1		1	
Quintrell Peterson	20		1	1	1		2	1	50%				2	2	100%	4		1		2			1	1	
Antwone Smith	22	1														0								0	
Darius White	24	1	1	2	1		3	1	33%							2				1		1	1	2	
Steven Monk	25	2	4	4	3	1	8	4	50%	2	1	50%	6	3	50%	12	1	3		2		6	7	13	
Jarvis Releford	40	2		3		1	3	1	33%							2	1	3	1	1	1	3	5	8	
Others		1	5	7	2	2	12	4	33%	5	1	20%				9	2	4			1	2	3	5	
TOTALS		12	28	29	12	7	57	19	33%	18	2	11%	29	21	72%	61	12	17	1	9	2	16	20	36	

Opponents' Totals

23	21	34	10	12	55	22	40%	25	9	36%	3	1	33%	54
----	----	----	----	----	----	----	-----	----	---	-----	---	---	-----	----

12	19	31
----	----	----

1st Half %	43%
2nd Half %	24%

	NHS	OPP
1st	10	14
2nd	27	26
3rd	39	40
4th	61	54
OT		

NEWTON HIGH SCHOOL vs. RIVERDALE

at McDonough

Date: 12/21/01

Game #10

PLAYER	No.	F	FIELD GOALS									FREE THROWS			REBOUNDS										
			ATT		MADE		TOTAL			3-PTR			A	M	Pct.	TOT	AST	REG	VIOL	LP	BL	REBOUNDS			
			1	2	1	2	A	M	Pct.	A	M	Pct.										PTS	OFF	DEF	TOT
Legale Floyd	4	1	4	2	2	2	6	4	67%	2	0	0%	1	1	100%	9	5	2		6			2	2	
Laslo Reed	10	1		3		1	3	1	33%	1		0%				2							1		1
Eric Smith																									
Brandon Farrar	14	4	10	9	2	4	19	6	32%	7	1	14%	5	2	40%	15	2		1	4			2	2	
Quintrell Peterson	20	2	2	1	1		3	1	33%	1	0	0%	2	2	100%	4	2	1		2			1		1
Antwone Smith	22	2		1			1	0	0%							0							1	1	2
Darius White	24	5	3	1	1	1	4	2	50%							4	4	3			1	3	3	6	
Steven Monk	25	3	3	2	1	1	5	2	40%	3	1	33%	4	0	0%	5	1	1		3			3	4	7
Jarvis Releford	40	2		3		1	3	1	33%				2	2	100%	4		1		2	1			2	2
Others		1		2			2	0	0%	1		0%				0		2					1	1	2
TOTALS		21	22	24	7	10	46	17	37%	15	2	13%	14	7	50%	43	14	10	1	17	2	10	15	25	

Opponents' Totals

16	25	19	12	12	44	24	55%	14	7	50%	27	17	63%	72
----	----	----	----	----	----	----	-----	----	---	-----	----	----	-----	----

10	19	29
----	----	----

1st Half %	32%
2nd Half %	42%

	NHS	OPP
1st	10	8
2nd	16	30
3rd	28	44
4th	43	72
OT		

NEWTON HIGH SCHOOL vs. LOVEJOY

at McDonough

Date: 12/22/01

Game #11

PLAYER	No.	F	FIELD GOALS									FREE THROWS			REBOUNDS										
			ATT		MADE		TOTAL			3-PTR			THROWS			TOT	AS'T	REG	VIOL	LP	BL	OFF	DEF	TOT	
			1	2	1	2	A	M	Pct.	A	M	Pct.	A	M	Pct.	PTS									
Legale Floyd	4	5	10	1	4	1	11	5	45%	6	3	50%	2	2	100%	15	3	2	1	1			1	1	
Laslo Reed																									
Eric Smith																									
Brandon Farrar	14	3	5	8	4	1	13	5	38%	5	2	40%	8	8	100%	20	1						2	2	
Quintrell Peterson	20	1	2	2			4	0	0%	1		0%	4	1	25%	1	3	1	1	2			1	2	3
Antwone Smith	22												2	0	0%	0		1						0	
Darius White	24	3	5	5	1	3	10	4	40%	3	2	67%	11	9	82%	19	4	1	1	1			5	7	12
Steven Monk	25	4	4	2		1	6	1	17%	2	0	0%	1	1	100%	3	1						5	4	9
Jarvis Releford	40	4	2	1	2	1	3	3	100%				1	0	0%	6	1	1					2	6	8
Others		6											2	1	50%	1	2	1	2					2	2
TOTALS		26	28	19	11	7	47	18	38%	17	7	41%	31	22	71%	65	15	7	5	4	0		15	22	37

Opponents' Totals

23	27	31	14	11	58	25	43%	24	7	29%	29	10	34%	67
----	----	----	----	----	----	----	-----	----	---	-----	----	----	-----	----

20	7	27
----	---	----

1st Half %	39%
2nd Half %	37%

	NHS	OPP
1st	15	11
2nd	33	34
3rd	54	48
4th	65	67
OT		

PLAYER	No.	F	FIELD GOALS						FREE THROWS			REBOUNDS												
			ATT		MADE		TOTAL		3-PTR			TOT	AST	REG	VIOL	LP	BL	REBOUNDS						
			1	2	1	2	A	M	Pct.	A	M	Pct.						A	M	Pct.	PTS	OFF	DEF	TOT
Legale Floyd	4	2	7	3	2	2	10	4	40%	6	2	33%	4	3	75%	13	1	1		1			2	2
Laslo Reed	10		1		0		1	0	0%	1	0	0%				0	1	1					1	1
Eric Smith																								
Brandon Farrar	14	3	5	1	0	0	6	0	0%	3	0	0%				0		1					1	1
Quintrell Peterson	20	4	3	4	1	1	7	2	29%	4	2	50%				6	3	5	1	1		1	1	2
Antwone Smith	22	4		4		2	4	2	50%				2	1	50%	5	1				2	4		4
Darius White	24	2	3	7	0	4	10	4	40%	5	3	60%	2	1	50%	12	1	1	1	3		2	6	8
Steven Monk	25	1	3	6	1	2	9	3	33%	6	2	33%	3	2	67%	10	3	1	1	3			1	1
Jarvis Releford	40	2	3		1		3	1	33%							2	2	1				5	2	7
Justin Herring																								
Centrell Delemar																								
TOTALS		18	25	25	5	11	50	16	32%	25	9	36%	11	7	64%	48	12	11	3	8	2	12	14	26

Opponents' Totals

14	21	20	10	6	41	16	39%	16	6	38%	18	9	50%	47
----	----	----	----	---	----	----	-----	----	---	-----	----	---	-----	----

8	11	19
---	----	----

1st Half %	20%
2nd Half %	44%

	NHS	OPP
1st	6	15
2nd	17	31
3rd	31	37
4th	45	45
OT	48	47

NEWTON HIGH SCHOOL vs. WEST HALL

at N.H.S.

Date: 1/11/02

Game # 13

PLAYER	No.	F	FIELD GOALS									FREE THROWS			TOT	AST	REG	VIOL	LP	BL	REBOUNDS				
			ATT		MADE		TOTAL			3-PTR			A	M							Pct.	PTS	OFF	DEF	TOT
			1	2	1	2	A	M	Pct.	A	M	Pct.	A	M							Pct.	PTS	AST	REG	VIOL
Legale Floyd	4	2	8	8	3	1	16	4	25%	9	1	11%	2	1	50%	10	2		1	2		1	3	4	
Laslo Reed	10												2	2	100%	2				1		1		1	
Eric Smith																									
Brandon Farrar	14	4	3	6	1	3	9	4	44%	4	0	0%	2	2	100%	10	1	2				1		1	
Quintrell Peterson	20	2	2	1	1		3	1	33%							2	6	2		2		2	7	9	
Antwone Smith	22			4		1	4	1	25%							2					2	4	1	5	
Darius White	24	1	9	3	2	2	12	4	33%	2	0	0%	2	0	0%	8	1			1		2	1	3	
Steven Monk	25	3	5	10	1	4	15	5	33%	6	0	0%				10		1				2	1	3	
Jarvis Releford	40	3	2				2	0	0%				2	2	100%	2		1				3		3	
																								0	
TOTALS		15	29	32	8	11	61	19	31%	21	1	5%	10	7	70%	46	10	6	1	6	2	16	13	29	

Opponents' Totals

12	31	20	12	5	51	17	33%	22	7	32%	13	12	92%	53
----	----	----	----	---	----	----	-----	----	---	-----	----	----	-----	----

8	22	30
---	----	----

1st Half %	28%
2nd Half %	34%

	NHS	OPP
1st	10	16
2nd	21	32
3rd	32	41
4th	46	53
OT		

NEWTON HIGH SCHOOL vs. ROCKDALE CO.

at N.H.S.

Date: 1/12/02

Game # 14

PLAYER	No.	F	FIELD GOALS									FREE THROWS			TOT	AST	REG	VIOL	LP	BL	REBOUNDS				
			ATT		MADE		TOTAL			3-PTR			A	M							Pct.	PTS	OFF	DEF	TOT
			1	2	1	2	A	M	Pct.	A	M	Pct.													
Legale Floyd	4	1	9	5	2	3	14	5	36%	9	2	22%				12	4	2		4		1	4	5	
Laslo Reed	10		2	2	1	0	4	1	25%	3	0	0%	2	2	100%	4		1	1			1	7	8	
Eric Smith	12															0				1				0	
Brandon Farrar	14	2	1	4	0	2	5	2	40%	3	1	33%	11	6	55%	11	3	1		2			1	1	
Quintrell Peterson	20	1	3	1	1	0	4	1	25%	3	1	33%				3	3	2	1				3	3	
Antwone Smith	22	2	1	1	0	1	2	1	50%							2		1		1	1	2	1	3	
Darius White	24	1	6	2	3	1	8	4	50%	2	0	0%	2	2	100%	10	2	1		1		3	2	5	
Steven Monk	25	2	3	1	2	0	4	2	50%	1	1	100%	3	0	0%	5	1	1	1				2	2	
Jarvis Releford	40	3	3	3	2	2	6	4	67%				2	0	0%	8		2	1		1	6	3	9	
Justin Herring	32			2		1	2	1	50%	1	0	0%				2	1							0	
Centrell Delemar	34															0				1		1		1	
TOTALS		12	28	21	11	10	49	21	43%	22	5	23%	20	10	50%	57	14	11	4	10	2	14	23	37	

Opponents' Totals

16	19	28	5	7	47	12	26%	21	2	10%	10	4	40%	30
----	----	----	---	---	----	----	-----	----	---	-----	----	---	-----	----

7	14	21
---	----	----

1st Half %	39%
2nd Half %	48%

	NHS	OPP
1st	16	9
2nd	29	11
3rd	42	21
4th	57	30
OT		

NEWTON HIGH SCHOOL vs. CEDAR SHOALS

at N.H.S.

Date: 1/15/02

Game # 15

PLAYER	No.	F	FIELD GOALS									FREE THROWS			PTS	AST	REG	VIOL	LP	BL	REBOUNDS				
			ATT		MADE		TOTAL			3-PTR			A	M							Pct.	OFF	DEF	TOT	
			1	2	1	2	A	M	Pct.	A	M	Pct.	A	M							Pct.				
Legale Floyd	4		5	4	2	1	9	3	33%	5	0	0%	4	4	100%	10	5	3		3		2	1	3	
Laslo Reed																									
Eric Smith																									
Brandon Farrar	14	3	4	9	3	2	13	5	38%	3	1	33%	2	2	100%	13		2				1	2	3	
Quintrell Peterson	20	1	1	2		1	3	1	33%	1	0	0%				2		2		1	1	2	1	3	
Antwone Smith	22															0	1								0
Darius White	24	4	6	1	4	0	7	4	57%	1	0	0%				8	2	1		4		2	5	7	
Steven Monk	25	1											2	0	0%	0									0
Jarvis Releford	40	4	3	4	1	2	7	3	43%							6		1		1		3	2	5	
Justin Herring																									
Centrell Delemar																									
TOTALS		13	19	20	10	6	39	16	41%	10	1	10%	8	6	75%	39	8	9	0	9	1	10	11	21	

Opponents' Totals

14	21	12	9	4	33	13	39%	13	5	38%	9	5	56%	36
----	----	----	---	---	----	----	-----	----	---	-----	---	---	-----	----

5	12	17
---	----	----

1st Half %	53%
2nd Half %	30%

	NHS	OPP
1st	12	14
2nd	24	22
3rd	35	33
4th	39	36
OT		

NEWTON HIGH SCHOOL vs. OCONEE CO.

at OCONEE

Date: 1/18/02

Game # 16

PLAYER	No.	F	FIELD GOALS									FREE THROWS			PTS	AST	REG	VIOL	LP	BL	REBOUNDS				
			ATT		MADE		TOTAL			3-PTR			THROWS								TOT	OFF	DEF	TOT	
			1	2	1	2	A	M	Pct.	A	M	Pct.	A	M											Pct.
Legale Floyd	4	2	7	9	2	2	16	4	25%	8	2	25%	4	2	50%	12		1		2		3	2	5	
Laslo Reed	10																			1			1	1	
Eric Smith																									
Brandon Farrar	14	3	1	5	0	0	6	0	0%				2	0	0%	0	1	1		1			1	1	
Quintrell Peterson	20		1	3	1	0	4	1	25%							2	5	3		2		2	1	3	
Antwone Smith	22	1	2	0	2	0	2	2	100%				2	1	50%	5	1			2	1	1	1	2	
Darius White	24	5	6	7	2	4	13	6	46%	3	1	33%	2	1	50%	14	3		1	2		2	1	3	
Steven Monk	25	2	5	4	4	1	9	5	56%	1	1	100%	4	3	75%	14	1	3				1	2	3	
Jarvis Releford	40	2	2	3		1	5	1	20%							2		2		1	1	1	2	3	
Justin Herring																									
Centrell Delemar																									
TOTALS		15	24	31	11	8	55	19	35%	12	4	33%	14	7	50%	49	11	10	1	11	2	10	11	21	

Opponents' Totals

11	17	19	11	10	36	21	58%	14	7	50%	22	14	64%	63
----	----	----	----	----	----	----	-----	----	---	-----	----	----	-----	----

4	15	19
---	----	----

1st Half %	46%
2nd Half %	26%

	NHS	OPP
1st	12	25
2nd	25	30
3rd	36	45
4th	49	63
OT		

NEWTON HIGH SCHOOL vs. NORTH HALL

at NORTH HALL

Date: 1/19/02

Game # 17

PLAYER	No.	F	FIELD GOALS									FREE THROWS			TOT	AST	REG	VIOL	LP	BL	REBOUNDS				
			ATT		MADE		TOTAL			3-PTR			A	M							Pct.	PTS	OFF	DEF	TOT
			1	2	1	2	A	M	Pct.	A	M	Pct.	A	M							Pct.	PTS	AST	REG	VIOL
Legale Floyd	4	3	6	5	4	0	11	4	36%	6	2	33%				10	3	2		3		2		2	
Laslo Reed																									
Eric Smith																									
Brandon Farrar	14	3	2	1	1	0	3	1	33%	1	0	0%				2	2	1		1			1	1	
Quintrell Peterson	20	1	3	3	2	2	6	4	67%	2	1	50%				9	7	1		1		2	2	4	
Antwone Smith	22	4	2	1	1	0	3	1	33%							2	1		1		2		1	1	
Darius White	24	2	4	7	2	4	11	6	55%	3	0	0%				12	1	1	1			1	6	7	
Steven Monk	25	1	4	1	1	0	5	1	20%	2	0	0%				2			2	1		3	1	4	
Jarvis Releford	40	1	2	2	2	0	4	2	50%							4	1	2			1		3	3	
Justin Herring																									
Centrell Deleamar																									
TOTALS		15	23	20	13	6	43	19	44%	14	3	21%	0	0		41	15	7	4	6	3	8	14	22	

Opponents' Totals	4	17	14	11	4	31	15	48%	15	7	47%	17	11	65%	48
-------------------	---	----	----	----	---	----	----	-----	----	---	-----	----	----	-----	----

	7	9	16
--	---	---	----

1st Half %	57%
2nd Half %	30%

	NHS	OPP
1st	17	17
2nd	28	29
3rd	34	37
4th	41	48
OT		

NEWTON HIGH SCHOOL vs. CLARKE-CENTRAL

at ATHENS

Date: 1/22/02

Game # 18

PLAYER	No.	F	FIELD GOALS									FREE THROWS			TOT	PTS	AST	REG	VIOL	LP	BL	REBOUNDS			
			ATT		MADE		TOTAL			3-PTR			A	M								Pct.	OFF	DEF	TOT
			1	2	1	2	A	M	Pct.	A	M	Pct.	A	M								Pct.			
Legale Floyd	4	3	9	9	4	4	18	8	44%	10	6	60%	5	5	100%	27	3	2	1	5		2	1	3	
Laslo Reed	10	1		4		0	4	0	0%				2	1	50%	1	1	1				2	2	4	
Eric Smith																									
Brandon Farrar	14	5	3	10	1	3	13	4	31%	3	1	33%	2	0	0%	9				4		1	2	3	
Quintrell Peterson	20	1	3		0		3	0	0%	1	0	0%	1	0	0%	0	5	4		4		3	3	6	
Antwone Smith	22	1														0				1				0	
Darius White	24	5	7		4		7	4	57%	1	1	100%	3	2	67%	11	2		1	2	1	3	5	8	
Steven Monk	25	3	1	5	0	1	6	1	17%	1	0	0%	4	2	50%	4	1		1	2		2	3	5	
Jarvis Releford	40	5	5		2		5	2	40%				2	1	50%	5	2			2		5	4	9	
Justin Herring																									
Centrell Deleamar																									
		24	28	28	11	8	56	19	34%	16	8	50%	19	11	58%	57	14	7	3	20	1	18	20	38	

Opponents' Totals

17	27	20	9	9	47	18	38%	30	9	30%	30	20	67%	65
----	----	----	---	---	----	----	-----	----	---	-----	----	----	-----	----

7	13	20
---	----	----

1st Half %	39%
2nd Half %	29%

	NHS	OPP
1st	16	16
2nd	28	27
3rd	40	42
4th	57	65
OT		

NEWTON HIGH SCHOOL vs. HABERSHAM

at N.H.S.

Date: 1/25/02

Game # 19

PLAYER	No.	F	FIELD GOALS									FREE THROWS			PTS	AST	REG	VIOL	LP	BL	REBOUNDS				
			ATT		MADE		TOTAL			3-PTR			THROWS								OFF	DEF	TOT		
			1	2	1	2	A	M	Pct.	A	M	Pct.	A	M										Pct.	
Legale Floyd	4	1	4	8	1	4	12	5	42%	4	3	75%	5	5	100%	18	4	4						2	2
Laslo Reed	10	2	5	2	4	1	7	5	71%	3	2	67%	3	2	67%	14	1	2			1	3	3	6	
Eric Smith	12															0									0
Brandon Farrar	14		1	2	0	1	3	1	33%				3	2	67%	4					2				0
Quintrell Peterson	20	2	1	2	0	1	3	1	33%	1	0	0%	6	4	67%	6	8	3		3					0
Antwone Smith	22															0									0
Darius White	24	4	7	3	3	3	10	6	60%	1	0	0%	1	1	100%	13	2		2	3			5	5	
Steven Monk	25	1														0	2	1		1					0
Jarvis Releford	40	5	3	2	3	1	5	4	80%				2	2	100%	10		2		1		1	4	5	
Justin Herring																									
Centrell Delemar	34															0									0
		15	21	19	11	11	40	22	55%	9	5	56%	20	16	80%	65	17	12	2	10	1	4	14	18	

Opponents' Totals

18	20	25	10	8	45	18	40%	13	3	23%	19	14	74%	53
----	----	----	----	---	----	----	-----	----	---	-----	----	----	-----	----

10	11	21
----	----	----

1st Half %	52%
2nd Half %	58%

	NHS	OPP
1st	16	15
2nd	28	28
3rd	44	31
4th	65	53
OT		

NEWTON HIGH SCHOOL vs. NORTH HALL

at N.H.S.

Date: 1/29/02

Game # 20

PLAYER	No.	F	FIELD GOALS									FREE THROWS			TOT PTS	AST	REG	VIOL	LP	BL	REBOUNDS			
			ATT		MADE		TOTAL			3-PTR			A	M							Pct.	OFF	DEF	TOT
			1	2	1	2	A	M	Pct.	A	M	Pct.	A	M							Pct.	OFF	DEF	TOT
Legale Floyd	4		8	14	1	5	22	6	27%	12	2	17%	1	1	100%	15	3	2	1			2	1	3
Laslo Reed	10	3	6	2	2	0	8	2	25%	1	2	67%	2	1	50%	7			1	1	1	2	1	3
Eric Smith																								
Brandon Farrar	14	1											2	0	0%	0								0
Quintrell Petersor	20	1	2	2	0	0	4	0	0%				1	0	0%	0	4	1	1	1		1		1
Antwone Smith	22		3		0		3	0	0%							0								0
Darius White	24	2	5	2	1	1	7	2	29%	1	0	0%	6	3	50%	7	1			1		1	2	3
Steven Monk	25															0								0
Jarvis Releford	40	4		2		1	2	1	50%							2			1	1		2	7	9
Justin Herring																								
Centrell Delemar																								
		11	24	22	4	7	46	11	24%	14	4	29%	12	5	42%	31	8	3	4	4	1	8	11	19

Opponents' Totals	9	19	17	7	6	36	13	36%	17	3	18%	8	4	50%	33
-------------------	---	----	----	---	---	----	----	-----	----	---	-----	---	---	-----	----

	5	17	22
--	---	----	----

1st Half %	17%
2nd Half %	32%

	NHS	OPP
1st	1	11
2nd	12	17
3rd	24	24
4th	31	33
OT		

NEWTON HIGH SCHOOL vs. TALIAFERRO

at N.H.S.

Date: 1/30/02

Game # 21

PLAYER	No.	F	FIELD GOALS									FREE THROWS			TOT	PTS	AST	REG	VIOL	LP	BL	REBOUNDS				
			ATT		MADE		TOTAL			3-PTR			A	M								Pct.	OFF	DEF	TOT	
			1	2	1	2	A	M	Pct.	A	M	Pct.	A	M								Pct.	OFF	DEF	TOT	
Legale Floyd	4	3	6	1	3	1	7	4	57%	5	3	60%	2	2	100%	13	3	5		1			1	1		
Laslo Reed	10		6	3	2	1	9	3	33%	4	1	25%				7	1	1		1			3	2	5	
Eric Smith	12	4	1	1	0	1	2	1	50%	2	1	50%	2	1	50%	4	1						1		1	
Brandon Farrar	14	3	7	4	2	2	11	4	36%	1	0	0%				8	1	2	1				1		1	
Quintrell Peterson	20	4	5	3	2	0	8	2	25%	2	1	50%	2	2	100%	7	7	1	3	1			1	3	4	
Antwone Smith	22	1	1	1	0	0	2	0	0%							0	2					1	6	1	7	
Darius White	24		3	5	1	0	8	1	13%	4	1	25%	6	4	67%	7	1	1						5	5	
Steven Monk	25	2	6	5	3	0	11	3	27%				5	3	60%	9	1	3	1	1			1	2	3	
Jarvis Releford	40	3	3	3	1	1	6	2	33%				2	2	100%	6		3	1	1			2	4	6	
Justin Herring																										
Centrell Deleamar	34			5		1	5	1	20%	4	1	25%				3		1						2		2
			20	38	31	14	7	69	21	30%	22	8	36%	19	14	74%	64	17	17	6	5	1	17	18	35	

Opponents' Totals

14	16	16	6	3	32	9	28%	12	2	17%	25	14	56%	34
----	----	----	---	---	----	---	-----	----	---	-----	----	----	-----	----

3	19	22
---	----	----

1st Half %	37%
2nd Half %	23%

	NHS	OPP
1st	21	6
2nd	39	19
3rd	52	25
4th	64	34
OT		

PLAYER	No.	F	FIELD GOALS									FREE THROWS			PTS	AST	REG	VIOL	LP	BL	REBOUNDS					
			ATT		MADE		TOTAL			3-PTR			THROWS								OFF	DEF	TOT			
			1	2	1	2	A	M	Pct.	A	M	Pct.	A	M										Pct.		
Legale Floyd	4	4	9	7	4	3	16	7	44%	9	4	44%	9	9	100%	27	1	1		1						0
Laslo Reed	10	3	2	4	1	1	6	2	33%	4	1	25%				5	2					1	3	3	6	
Eric Smith	12															0										0
Brandon Farrar	14	1	1	5	0	2	6	2	33%							4	1						2	1	3	
Quintrell Peterson	20	4	2	2	1	0	4	1	25%	1	0	0%				2	3			2			2	2	4	
Antwone Smith	22	5	1	1	0	1	2	1	50%				1	0	0%	2						1	1	1	2	
Darius White	24	3	8	4	3	1	12	4	33%	4	1	25%	2	1	50%	10	2			2	1			5	5	
Steven Monk																										
Jarvis Releford																										
Justin Herring																										
Centrell Delemar																										
			20	23	23	9	8	46	17	37%	18	6	33%	12	10	83%	50	9	1	2	3	3	8	12	20	

Opponents' Totals

15	25	17	10	11	42	21	50%	13	4	31%	22	14	64%	60
----	----	----	----	----	----	----	-----	----	---	-----	----	----	-----	----

12	18	30
----	----	----

1st Half %	39%
2nd Half %	35%

	NHS	OPP
1st	11	13
2nd	29	29
3rd	37	43
4th	50	60
OT		

PLAYER	No.	F	FIELD GOALS									FREE THROWS			TOT	PTS	AST	REG	VIOL	LP	BL	REBOUNDS			
			ATT		MADE		TOTAL			3-PTR			A	M								Pct.	OFF	DEF	TOT
			1	2	1	2	A	M	Pct.	A	M	Pct.	A	M								Pct.			
Legale Floyd	4		11	5	5	2	16	7	44%	11	4	36%	3	2	67%	20	1	4		3		1	2	3	
Laslo Reed	10	1	1		1		1	1	100%							2	1					1	3	4	
Eric Smith	12	1														0	1							0	
Brandon Farrar	14	4	3	3	1	2	6	3	50%	1	0	0%	2	0	0%	6		2					2	2	
Quintrell Peterson	20		2	1			3	0	0%	1	0	0%				0	6	2		3		2	2	4	
Antwone Smith	22		1	1	0	1	2	1	50%							2	1	1		1				0	
Darius White	24	4	3	7		6	10	6	60%	4	2	50%				14	1	1		1			5	5	
Steven Monk	25	1														0						2	1	3	
Jarvis Releford	40	5	1	7		3	8	3	38%				1	0	0%	6	2	4			1	2	5	7	
Justin Herring																									
Centrell Deleamar																									
		16	22	24	7	14	46	21	46%	17	6	35%	6	2	33%	50	13	14	0	8	1	8	20	28	

Opponents' Totals

11	13	19	3	6	32	9	28%	18	5	28%	22	11	50%	34
----	----	----	---	---	----	---	-----	----	---	-----	----	----	-----	----

11	17	28
----	----	----

1st Half %	32%
2nd Half %	58%

	NHS	OPP
1st	4	2
2nd	20	8
3rd	36	19
4th	50	34
OT		

NEWTON HIGH SCHOOL vs. CLARKE-CENTRAL

at N.H.S.

Date: 2/5/02

Game # 24

PLAYER	No.	F	FIELD GOALS									FREE THROWS			TOT PTS	AST	REG	VIOL	LP	BL	REBOUNDS				
			ATT		MADE		TOTAL			3-PTR			A	M							Pct.	OFF	DEF	TOT	
			1	2	1	2	A	M	Pct.	A	M	Pct.													
Legale Floyd	4	3	9	8	3	3	17	6	35%	9	4	44%	12	11	92%	27	3	3	1	2		1	6	7	
Laslo Reed	10	1											2	1	50%	1			1				1		1
Eric Smith	12															0									0
Brandon Farrar	14	2	6	4	2	2	10	4	40%	3	2	67%	8	6	75%	16	2		2			2	4	6	
Quintrell Peterson	20	3	2				2	0	0%	1	0	0%				0	2	2	2	2		1	1	2	
Antwone Smith																									
Darius White	24	2	4	4	2	1	8	3	38%				6	4	67%	10	1		1	4		1	3	4	
Steven Monk	25	1														0									0
Jarvis Releford	40	3	2	1	2	0	3	2	67%				4	1	25%	5		1				2	4	6	
Justin Herring																									
Centrell Delemar																									
		15	23	17	9	6	40	15	38%	13	6	46%	32	23	72%	59	8	6	7	8	0	8	18	26	

Opponents' Totals

24	26	25	8	14	51	22	43%	23	8	35%	18	15	83%	67
----	----	----	---	----	----	----	-----	----	---	-----	----	----	-----	----

8	11	19
---	----	----

1st Half %	39%
2nd Half %	35%

	NHS	OPP
1st	14	8
2nd	28	20
3rd	42	42
4th	59	67
OT		

NEWTON HIGH SCHOOL vs. SALEM

at Conyers

Date: 2/8/02

Game # 25

PLAYER	No.	F	FIELD GOALS									FREE THROWS			TOT PTS	AST	REG	VIOL	LP	BL	REBOUNDS				
			ATT		MADE		TOTAL			3-PTR			A	M							Pct.	OFF	DEF	TOT	
			1	2	1	2	A	M	Pct.	A	M	Pct.													
Legale Floyd	4		9	8	2	5	17	7	41%	12	4	33%	5	3	60%	21		1	2	1			2	2	
Laslo Reed	10		4	1	1	0	5	1	20%	3	0	0%	2	2	100%	4		2							0
Eric Smith	12															0									0
Brandon Farrar	14	3	6	6	0	3	12	3	25%	2	0	0%	4	3	75%	9	4				2		1		1
Quintrell Peterson	20	2	2	1	0	1	3	1	33%	1	0	0%				2	2	4	1	1			3	5	8
Antwone Smith	22	2		1		1	1	1	100%							2					1	1			0
Darius White	24	2	7	4	2	3	11	5	45%	1	0	0%	5	2	40%	12	2	2	3	1	1	2	6		8
Steven Monk	25		1		0		1	0	0%							0		1					1		1
Jarvis Releford	40	2	2	3	0	2	5	2	40%				4	3	75%	7	1	4	1			6	7	5	12
Justin Herring	32															0								1	1
Centrell Deleamar	34															0									0
		11	31	24	5	15	55	20	36%	19	4	21%	20	13	65%	57	9	14	7	6	8	13	20		33

Opponents' Totals

17	16	33	5	10	49	15	31%	21	6	29%	13	10	77%	46
----	----	----	---	----	----	----	-----	----	---	-----	----	----	-----	----

4	20	24
---	----	----

1st Half %	16%
2nd Half %	63%

	NHS	OPP
1st	4	7
2nd	18	16
3rd	34	25
4th	57	46
OT		

NEWTON HIGH SCHOOL vs. CEDAR SHOALS

at ATHENS (Reg.Tourn.) Date: 2/13/02

Game # 26

PLAYER	No.	F	FIELD GOALS									FREE THROWS			TOT PTS	AST	REG	VIOL	LP	BL	REBOUNDS				
			ATT		MADE		TOTAL			3-PTR			A	M							Pct.	OFF	DEF	TOT	
			1	2	1	2	A	M	Pct.	A	M	Pct.	A	M							Pct.				
Legale Floyd	4		8	11	2	3	19	5	26%	10	4	40%	4	4	100%	18				2			1	1	
Laslo Reed	10		3		2		3	2	67%				2	1	50%	5		1			2	2	1	3	
Eric Smith																									
Brandon Farrar	14	4	7	3	3	1	10	4	40%	3	1	33%	3	1	33%	10	1			1	4		3	3	
Quintrell Peterson	20	5		2		1	2	1	50%							2	4				3		1	2	3
Antwone Smith																									
Darius White	24	4	2	3	1	1	5	2	40%	3	0	0%				4	4	1			1	1	2	3	5
Steven Monk																									
Jarvis Releford	40	3	9	1	4	1	10	5	50%							10		2				1	4	6	10
Justin Herring																									
Centrell Deleamar																									
			16	29	20	12	7	49	19	39%	16	5	31%	9	6	67%	49	9	4	1	10	4	12	13	25

Opponents' Totals

13	23	18	12	10	41	22	54%	8	2	25%	16	11	69%	57
----	----	----	----	----	----	----	-----	---	---	-----	----	----	-----	----

6	9	15
---	---	----

1st Half %	41%
2nd Half %	35%

	NHS	OPP
1st	15	20
2nd	28	31
3rd	40	42
4th	49	57
OT		

#4 LEGALE FLOYD

GAME	TOTAL F.G.			3 PT		FREE THROWS			TOT PTS	ASTS	REG	VIO	LP	BL	OR	DR	TOT REB	
	A	M	0%	A	M	A	M	0%										
1 Salem (H)	20	10	50%	11	5	6	3	50%	28	4	4	1	2		2	3	5	
2 Taliaferro (H)	14	6	43%	8	2	2	2	100%	16	4	4		2	1		1	1	
3 Heritage (A)	16	7	44%	7	4	12	12	100%	30	2	4		3		1	3	4	
4 West Hall (A)	24	7	29%	9	3	3	2	67%	19	3	2	1	5	1	3	1	4	
5 Cedar Shoals (A)	14	4	29%	9	1	2	1	50%	10	3	1				3		3	
6 Rockdale Co. (A)	12	4	33%	5	3	13	11	85%	22	2	2		2		2	1	3	
7 Oconee Co. (H)	11	2	18%	5	0	1	0	0%	4	3	1		1		1	1	2	
8 Habersham-Cent. (A)	13	5	38%	5	3	10	7	70%	20	3	1		1		2	6	8	
9 Jackson (N)	15	5	33%	5	0	16	13	81%	23	7	4		2		3	3	6	
10 Riverdale (N)	6	4	67%	2	0	1	1	100%	9	5	2		6			2	2	
11 Lovejoy (N)	11	5	45%	6	3	2	2	100%	15	3	2	1	1			1	1	
12 Cent. Gwinnett (H)	10	4	40%	6	2	4	3	75%	13	1	1		1			2	2	
13 West Hall (H)	16	4	25%	9	1	2	1	50%	10	2		1	2		1	3	4	
14 Rockdale (H)	14	5	36%	9	2				12	4	2		4		1	4	5	
15 Cedar Shoals (H)	9	3	33%	5	0	4	4	100%	10	5	3		3		2	1	3	
16 Oconee Co. (A)	16	4	25%	8	2	4	2	50%	12		1		2		3	2	5	
17 North Hall (A)	11	4	36%	6	2				10	3	2		3		2		2	
18 Clarke-Central (A)	18	8	44%	10	6	5	5	100%	27	3	2	1	5		2	1	3	
19 Habersham-Cent. (H)	12	5	42%	4	3	5	5	100%	18	4	4					2	2	
20 North Hall (H)	22	6	27%	12	2	1	1	100%	15	3	2	1			2	1	3	
21 Taliaferro (H)	7	4	57%	5	3	2	2	100%	13	3	5		1			1	1	
22 Cent. Gwinnett (A)	16	7	44%	9	4	9	9	100%	27	1	1		1				0	
23 Heritage (H)	16	7	44%	11	4	3	2	67%	20	1	4		3		1	2	3	
24 Clarke-Central (H)	17	6	35%	9	4	12	11	92%	27	3	3	1	2		1	6	7	
25 Salem (A)	17	7	41%	12	4	5	3	60%	21		1	2	1			2	2	
26 Cedar Shoals (A)	19	5	26%	10	4	4	4	100%	18				2			1	1	
26	TOTALS	376	138	37%	197	67	128	106	83%	449	72	58	9	55	2	32	50	82
	Averages					34%				17.3	2.8	2.2	0.3	2.1	0.1	1.2	1.9	3.2

#10 LASLO REED

GAME	TOTAL F.G.			3 PT		FREE THROWS			TOT	ASTS	REG	VIO	LP	BL	OR	DR	TOT
	A	M	0%	A	M	A	M	0%	PTS								REB
1 Salem (H)	3	1	33%	1	1	2	1	50%	4	4	4	1	2		2	3	5
2 Taliaferro (H)	8	3	38%	7	3				9	1	1			1		1	1
3 Heritage (A)	7	2	29%	2	0				4			1	2		4	6	10
4 West Hall (A)	3	1	33%	2	1	2	0	0%	3				1			6	6
5 Cedar Shoals (A)	6	2	33%	3	0				4						1	1	2
6 Rockdale Co. (A)	2	0	0%	1	0	2	2	100%	2						1	1	2
7 Oconee Co. (H)	1	0	0%	1	0				0								0
8 Habersham-Cent. (A)	4	1	25%	1	0	2	2	100%	4						2	1	3
10 Riverdale (N)	3	1	33%	1	0				2						1		1
12 Cent. Gwinnett (H)	1	0	0%	1	0				0	1	1					1	1
13 West Hall (H)						2	2	100%	2				1		1		1
14 Rockdale (H)	4	1	25%	3	0	2	2	100%	4		1	1			1	7	8
16 Oconee Co. (A)									0				1			1	1
18 Clarke-Central (A)	4	0	0%			2	1	50%	1	1	1				2	2	4
19 Habersham-Cent. (H)	7	5	71%	3	2	3	2	67%	14	1	2			1	3	3	6
20 North Hall (H)	8	2	25%	4	2	2	1	50%	7			1	1	1	2	1	3
21 Taliaferro (H)	9	3	33%	4	1				7	1	1		1		3	2	5
22 Cent. Gwinnett (A)	6	2	33%	4	1				5	2				1	3	3	6
23 Heritage (H)	1	1	100%						2	1					1	3	4
24 Clarke-Central (H)						2	1	50%	1			1			1		1
25 Salem (A)	5	1	20%	3	0	2	2	100%	4		2						0
26 Cedar Shoals (A)	3	2	67%			2	1	50%	5		1			2	2	1	3
22 TOTALS	85	28	33%	41	11	25	17	68%	84	12	14	5	9	6	30	43	73
Averages					27%				3.8	0.5	0.6	0.2	0.4	0.3	1.4	2.0	3.3

#14 BRANDON FARRAR

GAME	TOTAL F.G.			3 PT		FREE THROWS			TOT PTS	ASTS	REG	VIO	LP	BL	OR	DR	TOT REB
	A	M	0%	A	M	A	M	0%									
1 Salem (H)	14	4	29%	6	0	11	5	45%	13	1	3		6		2	2	4
2 Taliferro (H)	8	4	50%	2	1	7	6	86%	15	1			1		2		2
3 Heritage (A)	14	7	50%	5	3	4	3	75%	20	2	4				2	2	4
4 West Hall (A)	19	8	42%	4	1	8	7	88%	24	2					1	1	2
5 Cedar Shoals (A)	8	2	25%	3	0	4	1	25%	5				3		2	1	3
6 Rockdale Co. (A)	10	5	50%	1	1	6	5	83%	16	4	1					1	1
7 Oconee Co. (H)	15	5	33%	5	2	5	5	100%	17	3	5	2	2			3	3
8 Habersham-Cent. (A)	11	5	45%	3	2	10	5	50%	17		3		5		1	4	5
9 Jackson (N)	14	3	21%	6	0	5	3	60%	9	1	2		1		1		1
10 Riverdale (N)	19	6	32%	7	1	5	2	40%	15	2		1	4			2	2
11 Lovejoy (N)	13	5	38%	5	2	8	8	100%	20	1					2		2
12 Cent. Gwinnett (H)	6	0	0%	3	0				0		1					1	1
13 West Hall (H)	9	4	44%	4	0	2	2		10	1	2				1		1
14 Rockdale (H)	5	2	40%	3	1	11	6	55%	11	3	1		2			1	1
15 Cedar Shoals (H)	13	5	38%	3	1	2	2	100%	13		2				1	2	3
16 Oconee Co. (A)	6	0	0%			2	0	0%	0	1	1		1			1	1
17 North Hall (A)	3	1	33%	1	0				2	2	1		1			1	1
18 Clarke-Central (A)	13	4	31%	3	1	2	0	0%	9				4		1	2	3
19 Habersham-Cent. (H)	3	1	33%			3	2	67%	4				2				0
20 North Hall (H)						2	0	0%	0								0
21 Taliaferro (H)	11	4	36%	1	0				8	1	2	1			1		1
22 Cent. Gwinnett (A)	6	2	33%						4	1					2	1	3
23 Heritage (H)	6	3	50%	1	0	2	0	0%	6		2					2	2
24 Clarke-Central (H)	10	4	40%	3	2	8	6	75%	16	2		2			2	4	6
25 Salem (A)	12	3	25%	2	0	4	3	75%	9	4			2		1		1
26 Cedar Shoals (A)	10	4	40%	3	1	3	1	33%	10	1		1	4		3		3
26 TOTALS	258	91	35%	74	19	114	72	63%	273	33	30	7	38	0	25	31	56
Averages						26%			10.5	1.3	1.2	0.3	1.5	0.0	1.0	1.2	2.2

#20 QUINTRELL PETERSON

GAME	TOTAL F.G.			3 PT		FREE THROWS			TOT	ASTS	REG	VIO	LP	BL	OR	DR	TOT
	A	M	0%	A	M	A	M	0%	PTS								REB
1 Salem (H)	4	1	25%	2	0	6	2	33%	4	3	1	2	3		4	2	6
2 Taliaferro (H)	2	0	0%	2	0				0	3	3	2					0
3 Heritage (A)	5	2	40%	2	0				4	4	1	1	2		2	6	8
4 West Hall (A)	4	1	25%	1	0				2	4	2	3	6		1	5	6
5 Cedar Shoals (A)	5	1	20%			2	1	50%	3	3			2			1	1
6 Rockdale Co. (A)	2	0	0%	1		4	2	50%	2		1		1			1	1
7 Oconee Co. (H)									0								0
8 Habersham-Cent. (A)	1	0	0%						0	1							0
9 Jackson (N)	2	1	50%			2	2	100%	4		1		2			1	1
10 Riverdale (N)	3	1	33%	1	0	2	2	100%	4	2	1		2		1		1
11 Lovejoy (N)	4	0	0%	1	0	4	1	25%	1	3	1	1	2		1	2	3
12 Cent. Gwinnett (H)	7	2	29%	4	2				6	3	5	1	1		1	1	2
13 West Hall (H)	3	1	33%						2	6	2		2		2	7	9
14 Rockdale (H)	4	1	25%	3	1				3	3	2	1				3	3
15 Cedar Shoals (H)	3	1	33%	1	0				2		2		1	1	2	1	3
16 Oconee Co. (A)	4	1	25%						2	5	3		2		2	1	3
17 North Hall (A)	6	4	67%	2	1				9	7	1		1		2	2	4
18 Clarke-Central (A)	3	0	0%	1	0	1	0	0%	0	5	4		4		3	3	6
19 Habersham-Cent. (H)	3	1	33%	1	0	6	4	67%	6	8	3		3				0
20 North Hall (H)	4	0	0%			1	0	0%	0	4	1	1	1		1		1
21 Taliaferro (H)	8	2	25%	2	1	2	2	100%	7	7	1	3	1		1	3	4
22 Cent. Gwinnett (A)	4	1	25%	1	0				2	3		2			2	2	4
23 Heritage (H)	3	0	0%	1	0				0	6	2		3		2	2	4
24 Clarke-Central (H)	2	0	0%	1	0				0	2	2	2	2		1	1	2
25 Salem (A)	3	1	33%	1	0				2	2	4	1	1		3	5	8
26 Cedar Shoals (A)	2	1	50%						2	4			3		1	2	3
26 TOTALS	91	23	25%	28	5	30	16	53%	67	88	43	20	45	1	32	51	83
Averages								18%	2.6	3.4	1.7	0.8	1.7	0.0	1.2	2.0	3.2

#22 ANTWONE SMITH

GAME	TOTAL F.G.			3 PT		FREE THROWS			TOT PTS	ASTS	REG	VIO	LP	BL	OR	DR	TOT REB
	A	M	0%	A	M	A	M	0%									
1 Salem (H)									0				1				0
2 Taliaferro (H)	6	3	50%						6	1	4		3	3	4		7
3 Heritage (A)	1	0	0%						0				1	1	3		4
5 Cedar Shoals (A)	3	1	33%						2				1	1	3		4
6 Rockdale Co. (A)	2	0	0%						0			1					0
8 Habersham-Cent. (A)									0				2				0
9 Jackson (N)									0								0
10 Riverdale (N)	1	0	0%						0						1	1	2
11 Lovejoy (N)						2	0	0%	0		1						0
12 Cent. Gwinnett (H)	4	2	50%			2	1	50%	5	1			2	4			4
13 West Hall (H)	4	1	25%						2				2	4	1		5
14 Rockdale (H)	2	1	50%						2		1		1	2	1		3
15 Cedar Shoals (H)									0	1							0
16 Oconee Co. (A)	2	2	100%			2	1	50%	5	1			2	1	1	1	2
17 North Hall (A)	3	1	33%						2	1		1	2		1		1
18 Clarke-Central (A)									0				1				0
19 Habersham-Cent. (H)									0								0
20 North Hall (H)	3	0	0%	3	0				0								0
21 Taliaferro (H)	2	0	0%						0	2			1	6	1		7
22 Cent. Gwinnett (A)	2	1	50%			1	0	0%	2				1	1	1		2
23 Heritage (H)	2	1	50%						2	1	1		1				0
25 Salem (A)	1	1	100%						2				1	1			0
22 TOTALS	38	14	37%	3	0	7	2	29%	30	8	7	2	9	16	24	17	41
Averages									1.4	0.4	0.3	0.1	0.4	0.7	1.1	0.8	1.9

#24 DARIUS WHITE

GAME	TOTAL F.G.			3 PT		FREE THROWS			TOT PTS	ASTS	REG	VIO	LP	BL	OR	DR	TOT REB									
	A	M	0%	A	M	A	M	0%																		
1 Salem (H)	7	3	43%	1	0	6	5	83%	11	4	1	1	2		3	6	9									
2 Taliaferro (H)	5	4	80%						8						1	6	7									
3 Heritage (A)	5	2	40%			1	0	0%	4	2			1	2	2	4	6									
4 West Hall (A)	6	5	83%						10	2	2	1		3	1	5	6									
5 Cedar Shoals (A)	8	2	25%						4	4			1		3	4	7									
6 Rockdale Co. (A)	5	1	20%	1	1	2	2	100%	5	5	1	1	1		2	4	6									
7 Oconee Co. (H)	5	4	80%	1		5	3	60%	11	3			1		4	5	9									
8 Habersham-Cent. (A)									0				2				0									
9 Jackson (N)	3	1	33%						2				1		1	1	2									
10 Riverdale (N)	4	2	50%						4	4	3			1	3	3	6									
11 Lovejoy (N)	10	4	40%	3	2	11	9	82%	19	4	1	1	1		5	7	12									
12 Cent. Gwinnett (H)	10	4	40%	5	3	2	1	50%	12	1	1	1	3		2	6	8									
13 West Hall (H)	12	4	33%	2	0	2	0	0%	8	1			1		2	1	3									
14 Rockdale (H)	8	4	50%	2	0	2	2	100%	10	2	1		1		3	2	5									
15 Cedar Shoals (H)	7	4	57%	1	0				8	2	1		4		2	5	7									
16 Oconee Co. (A)	13	6	46%	3	1	2	1	50%	14	3		1	2		2	1	3									
17 North Hall (A)	11	6	55%	3	0				12	1	1	1			1	6	7									
18 Clarke-Central (A)	7	4	57%	1	1	3	2	67%	11	2		1	2	1	3	5	8									
19 Habersham-Cent. (H)	10	6	60%	1	0	1	1	100%	13	2		2	3			5	5									
20 North Hall (H)	7	2	29%	1	0	6	3	50%	7	1			1		1	2	3									
21 Taliaferro (H)	8	1	13%	4	1	6	4	67%	7	1	1					5	5									
22 Cent. Gwinnett (A)	12	4	33%	4	1	2	1	50%	10	2			2	1		5	5									
23 Heritage (H)	10	6	60%	4	2				14	1	1		1			5	5									
24 Clarke-Central (H)	8	3	38%			6	4	67%	10	1		1	4		1	3	4									
25 Salem (A)	11	5	45%	1	0	5	2	40%	12	2	2	3	1	1	2	6	8									
26 Cedar Shoals (A)	5	2	40%	3	0				4	4	1		1	1	2	3	5									
26 TOTALS	197	89	45%	41	12	62	40	65%	230	54	17	14	36	10	46	105	151									
Averages																	29%	8.8	2.1	0.7	0.5	1.4	0.4	1.8	4.0	5.8

#25 STEVEN MONK

GAME	TOTAL F.G.			3 PT		FREE THROWS			TOT PTS	ASTS	REG	VIO	LP	BL	OR	DR	TOT REB
	A	M	0%	A	M	A	M	0%									
4 West Hall (A)	3	1	33%			2	2	100%	4	1		2			1	1	2
5 Cedar Shoals (A)	10	4	40%	4	2				10		1		2	1	3	2	5
6 Rockdale Co. (A)	7	3	43%	1	0				1			1		1	5	6	
7 Oconee Co. (H)	2	1	50%	1	0				2	2		1	1		2	2	
8 Habersham-Cent. (A)	13	7	54%	3	0	6	4	67%	18	1	1	1		1	7	4	11
9 Jackson (N)	8	4	50%	2	1	6	3	50%	12	1	3		2		6	7	13
10 Riverdale (N)	5	2	40%	3	1	4	0	0%	5	1	1		3		3	4	7
11 Lovejoy (N)	6	1	17%	2	0	1	1	100%	3	1					5	4	9
12 Cent. Gwinnett (H)	9	3	33%	6	2	3	2	67%	10	3	1	1	3			1	1
13 West Hall (H)	15	5	33%	6	0				10		1				2	1	3
14 Rockdale (H)	4	2	50%	1	1	3	0	0%	5	1	1	1				2	2
15 Cedar Shoals (H)						2	0	0%	0								0
16 Oconee Co. (A)	9	5	56%	1	1	4	3	75%	14	1	3				1	2	3
17 North Hall (A)	5	1	20%	2	0				2			2	1		3	1	4
18 Clarke-Central (A)	6	1	17%	1	0	4	2	50%	4	1		1	2		2	3	5
19 Habersham-Cent. (H)									0	2	1		1				0
20 North Hall (H)									0								0
21 Taliaferro (H)	11	3	27%			5	3	60%	9	1	3	1	1		1	2	3
23 Heritage (H)									0						2	1	3
24 Clarke-Central (H)									0								0
25 Salem (A)	1	0	0%						0		1					1	1
21 TOTALS	114	43	38%	33	8	40	20	50%	114	16	17	9	17	3	37	43	80
Averages					24%				5.4	0.8	0.8	0.4	0.8	0.1	1.8	2.0	3.8

#12 ERIC SMITH

GAME	TOTAL F.G.			3 PT		FREE THROWS			TOT	ASTS	REG	VIO	LP	BL	OR	DR	TOT	
	A	M	0%	A	M	A	M	0%	PTS								REB	
2 Taliaferro (H)	5	2	40%	2	0	2	1	50%	5						3		3	
3 Heritage (A)									0								0	
6 Rockdale Co. (A)									0						2		2	
8 Habersham-Cent. (A)									0								0	
14 Rockdale (H)									0			1					0	
19 Habersham-Cent. (H)									0								0	
21 Taliaferro (H)	2	1	50%	2	1	2	1	50%	4	1					1		1	
22 Cent. Gwinnett (A)									0								0	
23 Heritage (H)									0	1							0	
24 Clarke-Central (H)									0								0	
25 Salem (A)									0								0	
11 TOTALS	7	3	43%	4	1	4	2	50%	9	2	0	0	1	0	4	2	6	
Averages										0.8	0.2	0.0	0.0	0.1	0.0	0.4	0.2	0.5

#32 JUSTIN HERRING

GAME	TOTAL F.G.			3 PT		FREE THROWS			TOT	ASTS	REG	VIO	LP	BL	OR	DR	TOT
	A	M	0%	A	M	A	M	0%	PTS								REB
14 Rockdale (H)	2	1	50%	1	0				2	1							0
25 Salem (A)									0							1	1
2 TOTALS	2	1	50%	1	0	0	0		2	1	0	0	0	0	0	1	1
Averages										1.0	0.5	0.0	0.0	0.0	0.0	0.5	0.5

#34 CENTRELL DELEMAR

GAME	TOTAL F.G.			3 PT		FREE THROWS			TOT	ASTS	REG	VIO	LP	BL	OR	DR	TOT	
	A	M	0%	A	M	A	M	0%	PTS								REB	
14 Rockdale (H)									0				1		1		1	
19 Habersham-Cent. (H)									0								0	
21 Taliaferro (H)	5	1	20%	4	1				3	1					2		2	
25 Salem (A)									0								0	
4 TOTALS	5	1	20%	4	1	0	0		3	1	0	0	1	0	3	0	3	
Averages										0.8	0.3	0.0	0.0	0.3	0.0	0.8	0.0	0.8

#40 JARVIS RELEFORD

GAME	TOTAL F.G.			3 PT		FREE THROWS			TOT	ASTS	REG	VIO	LP	BL	OR	DR	TOT
	A	M	0%	A	M	A	M	0%	PTS								REB
1 Salem (H)	7	3	43%			10	2	20%	8	1	2	1			4	8	12
2 Taliaferro (H)	12	6	50%						12	3	2		1	2	12	3	15
3 Heritage (A)	4	3	75%	1	0	2	0	0%	6		1				1	4	5
4 West Hall (A)	8	6	75%			4	2	50%	14	1	1	2	3	1	7	8	15
5 Cedar Shoals (A)	7	3	43%			2	0	0%	6	2	1			1	6	1	7
6 Rockdale Co. (A)	11	5	45%			4	2	50%	12	1				2	9	11	20
7 Oconee Co. (H)	6	1	17%						2		1	1			6	3	9
8 Habersham-Cent. (A)	8	3	38%			10	4	40%	10	3	3			1	6	7	13
9 Jackson (N)	3	1	33%						2	1	3	1	1	1	3	5	8
10 Riverdale (N)	3	1	33%			2	2	100%	4		1		2	1		2	2
11 Lovejoy (N)	3	3	100%			1	0	0%	6	1	1				2	6	8
12 Cent. Gwinnett (H)	3	1	33%						2	2	1				5	2	7
13 West Hall (H)	2	0	0%			2	2	100%	2		1				3		3
14 Rockdale (H)	6	4	67%			2	0	0%	8		2	1		1	6	3	9
15 Cedar Shoals (H)	7	3	43%						6		1		1		3	2	5
16 Oconee Co. (A)	5	1	20%						2		2		1	1	1	2	3
17 North Hall (A)	4	2	50%						4	1	2			1		3	3
18 Clarke-Central (A)	5	2	40%			2	1	50%	5	2			2		5	4	9
19 Habersham-Cent. (H)	5	4	80%			2	2	100%	10		2		1		1	4	5
20 North Hall (H)	2	1	50%						2			1	1		2	7	9
21 Taliaferro (H)	6	2	33%			2	2	100%	6		3	1	1		2	4	6
23 Heritage (H)	8	3	38%			1	0	0%	6	2	4			1	2	5	7
24 Clarke-Central (H)	3	2	67%			4	1	25%	5		1				2	4	6
25 Salem (A)	5	2	40%			4	3	75%	7	1	4	1		6	7	5	12
26 Cedar Shoals (A)	10	5	50%						10		2			1	4	6	10
25 TOTALS	143	67	47%	1	0	54	23	43%	157	21	41	9	14	20	99	109	208

Averages

0%

6.3

0.8

1.6

0.4

0.6

0.8

4.0

4.4

8.3

**2001-02
ANNUAL AWARD WINNERS**

MOST VALUABLE PLAYER

LEGALE FLOYD

BEST EFFORT AWARD

DARIUS WHITE

MOST IMPROVED AWARD

JARVIS RELEFORD

BEST DEFENSIVE AWARD

QUINTRELL PETERSON

SPORTSMANSHIP AWARD

BRANDON FARRAR

MOST VALUABLE SUBSTITUTE

LASLO REED

ACADEMIC AWARD

BRANDON FARRAR

