

# NEWTON HIGH

## “RAMS”



### REGION 8-AAAA

# CHAMPIONS

Won 22 Lost 7

**2002-03**  
**BOYS BASKETBALL**  
**FINAL RESULTS**

**NEWTON HIGH  
"RAMS"  
2002-03 ROSTER**

**SENIORS**

**POSITION**

<b>#4</b>	<b>LEGALE FLOYD</b>	<b>GUARD</b>
<b>#21</b>	<b>QUINT MIDDLETON</b>	<b>CENTER</b>
<b>#22</b>	<b>ANTWONE SMITH</b>	<b>FORWARD</b>

**JUNIORS**

<b>#5</b>	<b>TYRONE BROWN</b>	<b>FORWARD</b>
<b>#10</b>	<b>JUSTIN HERRING</b>	<b>GUARD</b>
<b>#20</b>	<b>CENTRELL DELEMAR</b>	<b>GUARD</b>
<b>#23</b>	<b>RON JOHNSON</b>	<b>FORWARD</b>
<b>#33</b>	<b>VINCENT SCOTT</b>	<b>FORWARD</b>

**SOPHOMORES**

<b>#14</b>	<b>BRANDON FINCH</b>	<b>GUARD</b>
<b>#44</b>	<b>JOHN MONK</b>	<b>CENTER</b>

**FRESHMAN**

<b>#3</b>	<b>JARED CLEMENTS</b>	<b>GUARD</b>
-----------	-----------------------	--------------

HEAD COACH: Ronald M. Bradley  
ASSISTANT COACHES: Rick Rasmussen  
Emmett Clower




**LEGALE FLOYD** was a vital member of the NHS varsity for two years. A pre-season all-region pick, he was selected by the region coaches as the region's Most Outstanding Player for 2003. He was also named 2<sup>nd</sup> team All-State and to the Atlanta Tipoff Club's All-Metro Atlanta Team of the Year. He was selected as one of the best seniors in North Georgia and participated in the North-South All Star game. His team won 100-91. He also received numerous other local and seasonal honors. He led the team in scoring for the second year in a row with a 22.4 point average. He passed the 1,000 point mark on Jan. 28, 2003, vs. Salem. Legale led the Rams in the following categories for the season:

- Most field goals (204)
- Most 3 pt. field goals (73)
- Best 3pt. FG % (34%)
- Most free throws (169)
- Best FT % (82%)
- Leading scorer (650 pts., 22.4 avg.)
- Most steals (78, 2.7 per game)
- Most consecutive free throws (27 without a miss)
- Most 3 pt. field goals (7 vs. Parkview & Jackson Co.)
- Most free throws (15 vs. Lovejoy)
- Best FT % (100% in 9 games with best being 12/12 vs. Salem)
- Most assists (14 vs. Habersham)
- Most steals (7 vs. Greene Co. & Winder)
- Most points in a qtr. (15 vs. Jackson Co.)
- Most points in a half (28 vs. Jackson Co.)
- Most points in a game (34 vs. Parkview)

He also led the team in individual game highs:

He was the leading scorer in 22 of 29 games his senior season, and 19 of 26 games his junior year. He finished his Newton High varsity career with 1,099 points. He was honored at the banquet with the **Most Valuable Player** award for the 2<sup>nd</sup> consecutive year.



## **A GLANCE AT THE 2003 UNDERCLASSMEN**

**#24 DARIUS WHITE**, a 6'2" junior forward, is one of the most talented players for the Rams. He averaged 15 points, 7.1 rebounds and 4.5 assists per game in his second season on the varsity. Darius was the team's leader in the following season categories: most defensive rebounds (148); most assists (132); most charges taken (15). He had the most total field goals in a game (13), and led the team in scoring in 7 games and had the most rebounds in 8 games. His season high in scoring (31) and rebounding (12) came vs. Habersham, and his best field goal percentage of 73% (11/15) was vs. Clarke-Central. Darius was awarded the team's 2003 **Most Improved** award.

**#10 JUSTIN HERRING**, 5'7" junior guard, was a valuable part of the Rams' success as his hustle and defensive play was vital. He started in all 29 games and averaged 3.1 assists per game. His best game came vs. Rockdale Co. when he had 11 points. He led the starters with the fewest turnovers and a 3-1 assist-to-turnover ratio. Justin received the 2003 **Academic Award** and the **Best Defensive** award.

**#33 VINCENT SCOTT**, 6'2" junior forward. His improvement during the season was vital to the Rams. Vincent averaged 5.1 points and 4.4 rebounds per game. He had the best field goal percentage on the team for the season, shooting 56%. He led the team in total rebounds in 3 games. He also had the season's game-high for offensive rebounds with 7. Vincent earned a starting spot at Christmas, and after an injury, came back and worked his way back into the starting lineup. His effort earned him the 2003 **Most Valuable Substitute** award.

**#5 TYRONE BROWN**, 5'11" junior forward, was an important part of the Ram team. He played in 25 games, scored 38 points and had 37 rebounds. He was very aggressive on defense.

**#20 CENTRELL DELEMAR**, a 5'11" junior guard. His spirit was contagious and he could always be counted on for his best effort. He played in 16 games. He received the 2003 **Sportsmanship** award.

**#25 RON JOHNSON**, 5'9" junior, played in 9 games. He made a 3-pointer vs. Jackson Co.

**#14 BRANDON FINCH**, 5'10" sophomore guard, played in 12 games. He scored 10 points and had 10 rebounds. His best game was vs. Jackson Co. with 8 points.

**#44 JOHN MONK**, a 6'2" sophomore center, played in 12 games. He scored 12 points. His best game was vs. Jackson Co. when he scored 5 points and had 3 rebounds.

**#3 JARED CLEMENTS**, a 5'7" freshman. He played in 9 games and made a 3-pointer vs. Heritage. Jared shows much potential for the future.

## 2002-2003

### FINAL RESULTS

OPPONENT	SITE	SCORES		HIGH SCORERS	HIGH REBOUNDERS
		NHS	OPP		
Greene Co.	H	85	51	Legale Floyd 31	Antwone Smith 6 Quint Middleton 6
Madison Co.	H	65	50	Darius White 20	Quint Middleton 10
Clarke-Central	A	56	63	Darius White 22	Quint Middleton 13
Winder-Barrow	A	71	50	Legale Floyd 23	Quint Middleton 12
Cedar Shoals	H	89	91 (ot)	Legale Floyd 32	Darius White 11
Greene Co.	A	76	73	Legale Floyd 26	Quint Middleton 14
Rockdale Co.	N	74	60	Legale Floyd 28	Legale Floyd 6 Antwone Smith 6 Darius White 6
Lovejoy	N	69	72	Legale Floyd 31	Antwone Smith 12
Union Grove	N	56	39	Antwone Smith 23	Legale Floyd 10 Vincent Scott 10
Parkview	N	68	73	Legale Floyd 34	Darius White 5
Loganville	N	56	51	Darius White 24	Darius White 12
Oconee Co.	N	62	55	Darius White 25	Antwone Smith 13
Habersham-Central	A	81	75	Darius White 31	Darius White 12
Rockdale Co.	H	66	55	Legale Floyd 24	Darius White 10
Heritage	A	77	59	Legale Floyd 28	Antwone Smith 11
Franklin Co.	H	60	67	Legale Floyd 30	Antwone Smith 9
Salem	A	59	56	Legale Floyd 21	Quint Middleton 8
Eastside	H	41	37	Darius White 14	Quint Middleton 10
Loganville	H	63	36	Legale Floyd 19	Antwone Smith 11
Heritage	H	54	32	Antwone Smith 19	Antwone Smith 11
Jackson Co.	H	96	49	Legale Floyd 32	Darius White 8
Rockdale Co.	A	64	67	Legale Floyd 22	Quint Middleton 6
Eastside	A	66	43	Legale Floyd 18	Vincent Scott 10
Salem	H	64	55	Legale Floyd 33	Vincent Scott 11
Loganville	A	49	31	Legale Floyd 20	Darius White 9
REGION TOURNAMENT					
Winder-Barrow	N	67	66 (ot)	Legale Floyd 30	Antwone Smith 9
Rockdale Co.	N	59	56	Legale Floyd 26	Antwone Smith 8
REGION CHAMPIONSHIP					
Cedar Shoals	N	54	51	Antwone Smith 15	Antwone Smith 8
STATE PLAYOFFS					
Creekside	N	54	76	Darius White 17	Legale Floyd 5

## **OPPONENTS' FINAL STATISTICS**

OPPONENTS' FIELD GOAL ATTEMPTS		1,340
OPPONENTS' FIELD GOALS MADE	2 pt.	403
	3 pt.	183
OPPONENTS' FIELD GOAL PERCENTAGE		44%
OPPONENTS' FREE THROW ATTEMPTS		470
OPPONENTS' FREE THROWS MADE		283
OPPONENTS' FREE THROW PERCENTAGE		60%
OPPONENTS' TOTAL POINTS		1,638
OPPONENTS' AVERAGE POINTS PER GAME		56.5
OPPONENTS' TOTAL FOULS		503
OPPONENTS' AVERAGE FOULS PER GAME		17.3
OPPONENTS' OFFENSIVE REBOUNDS		255
OPPONENTS' OFFENSIVE REBOUND AVERAGE PER GAME		8.8
OPPONENTS' DEFENSIVE REBOUNDS		482
OPPONENTS' DEFENSIVE REBOUND AVERAGE PER GAME		16.6
OPPONENTS' TOTAL REBOUNDS		737
OPPONENTS' REBOUND AVERAGE PER GAME		25.4

## FINAL TEAM STATISTICS

FIELD GOAL ATTEMPTS		1596
FIELD GOALS MADE	2 pt.	590
	3 pt.	122
FIELD GOAL PERCENTAGE	2 pt. (590 of 1209)	49%
	3 pt. (122 of 387)	32%
	Total (712 of 1596)	45%
FREE THROW ATTEMPTS		520
FREE THROWS MADE		355
FREE THROW PERCENTAGE		68%
TOTAL POINTS SCORED		1,901
AVERAGE POINTS PER GAME		65.6
TOTAL STEALS		267
AVERAGE STEALS PER GAME		9.2
TOTAL FOULS		450
AVERAGE FOULS PER GAME		15.5
TOTAL BLOCKED SHOTS		76
AVERAGE BLOCKED SHOTS PER GAME		2.6
TOTAL OFFENSIVE REBOUNDS		311
AVERAGE OFFENSIVE REBOUNDS PER GAME		10.7
TOTAL DEFENSIVE REBOUNDS		589
AVERAGE DEFENSIVE REBOUNDS PER GAME		20.3
TOTAL REBOUNDS		900
AVERAGE REBOUNDS PER GAME		31.0
FINAL RECORD	WON 22	LOST 7

## **GAME HIGHS FOR TEAM**

<b>MOST FIELD GOAL ATTEMPTS</b>	68; vs. Winder-Barrow, 2/13/03
<b>MOST FIELD GOALS MADE</b>	36; vs. Jackson Co., 1/25/03
<b>BEST FIELD GOAL PERCENTAGE</b>	60%; vs. Greene Co., 11/29/02 (29 of 48) 60%; vs. Cedar Shoals, 12/13/02 (33 of 55)
<b>MOST FREE THROW ATTEMPTS</b>	46; vs. Greene Co., 12/14/02
<b>MOST FREE THROWS MADE</b>	33; vs. Greene Co., 12/14/02
<b>BEST FREE THROW PERCENTAGE</b>	90%; vs. Rockdale Co., 2/14/03 (9 of 10)
<b>MOST OFFENSIVE REBOUNDS</b>	22; vs. Winder-Barrow, 1/23/03
<b>MOST DEFENSIVE REBOUNDS</b>	29; vs. Union Grove, 12/23/03
<b>MOST REBOUNDS</b>	44; vs. Heritage, 1/24/03
<b>MOST ASSISTS</b>	22; vs. Habersham, 1/4/03 22; vs. Jackson Co., 1/25/03
<b>MOST STEALS</b>	17; vs. Jackson Co., 1/25/03
<b>MOST BLOCKED SHOTS</b>	6; vs. Cedar Shoals, 2/15/03 6; vs. Creekside, 2/21/03
<b>MOST POINTS IN ONE QUARTER</b>	33; vs. Habersham, 1/4/03
<b>MOST POINTS IN ONE HALF</b>	51; vs. Habersham, 1/4/03
<b>MOST POINTS IN GAME</b>	96; vs. Jackson Co., 1/25/03



# New look Newton surprises Bradley

## Rams post 11-1 record in heated 16-team camp

By Brian Knapp Sports Editor

# Rains control tempo in win over Eastside

By Brian Knapp Sports Editor

# Newton in tune

## Bradley's Rams set to take fight to new subregio



The big three, Anthony Smith (left), Legale Floyd and Darius "Whod Kill" Brown counted on to supply most of Newton's fire power this season. The Rams open their schedule on 8.25 at 7:30 p.m. at Eastside High School in Newton High School.

# Efficient Newton subdues Salem in struggle

## Newton flattens Winder

Floyd rebounds to score 23 in victory

By Brian Knapp Sports Editor

# Class AAAAA titan awaits Ram

## Eastside meet for first time as subregion

# Newton outguns Warriors

## Rams tough out win over Devils

Newton sizes up storied Parkview

By Brian Knapp Sports Editor

Newton's 11-1 record in a preseason camp in Atlanta... Legale Floyd is class... Newton enters state rankings No. 8 in AAAA

Newton sizes up storied Parkview... The Rams have a new look... Floyd drained five three-pointers...

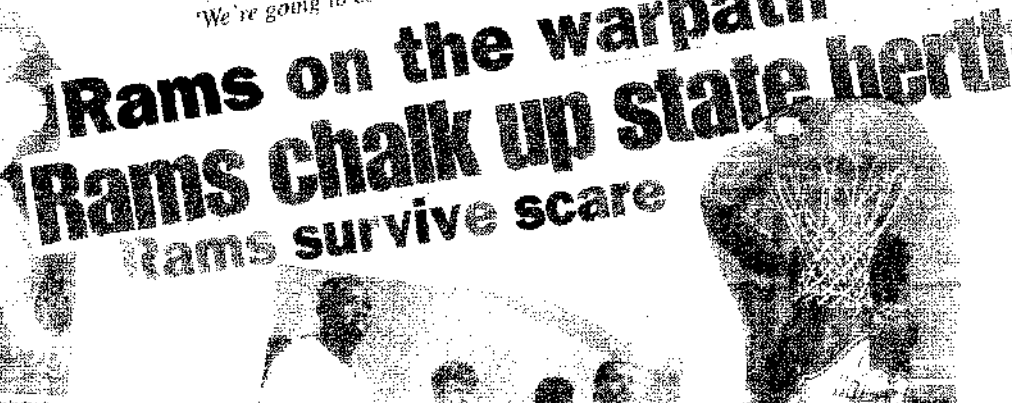


PREP PLAYER OF THE WEEK

# Rams on the warpath

## Rams chalk up state berth

### Rams survive scare



Newton's Anthony Smith (left), Legale Floyd (center) and Darius "Whod Kill" Brown (right) are the Rams' top scorers. Newton's 11-1 record in a preseason camp in Atlanta...

# Floyd exhibits the star pedigree

Senior guard ignites team in stunning win


By Brian Knapp Sports Editor

Eastside head coach... Newton's 11-1 record in a preseason camp in Atlanta...

Newton's 11-1 record in a preseason camp in Atlanta... Legale Floyd is class...

# Not an empty sweat in the gym

## Sell-out crowd of over 2,000 fills gym for historic first Newton-Eastside basketball grudge match



**Newton High School rolls out.** In the composite above, is sell-out crowd of over 2,000 fans at Newton High School witness action in the first exciting inside county lines between the basketball teams of Newton and Eastside. Newton swept both ends of the historic doubleheader, the Lyle Harris winning 33-29 behind 14 points from Leilan Williams and the Harris scoring 41-37 with behind 14 points from Darius White. The two all-out rival again at 7 p.m. Friday, Jan. 31, at Eastside High School.

Friday, I got my chance to be there. The modern-day Covingtons are created the most magical of atmospheres, a spectacular setting of splendor on which good players could become great and great players could become that much more. The air was so thick with hype that it could have choked me had I let it. The crowd hung on every shot, on every time out, on every tick of that wonderful clock. Even the coaches looked wide-eyed, from where I sat. The noise was deafening.

I had little room to breathe, much less write or think or talk. And I loved every last second of it. It reminded me of why I love my job and I hated that it had to end. The moment transcended age, race and all other human limitations.

I thought mostly about the players, their different backgrounds, what they must have thought of it all, the emotions they were dealing with. Teenagers are an odd set of our society. They're moody yet passionate, reckless yet intelligent, stubborn yet impressionable. They need to be shown that they're important to us, to our town, to the present and future of this great city. They had to have felt important Friday night.

The Bob Richardsons, the Tim Christians and the Stan Harrises of the past have given way to the Lyle Harris, the Bruce Smiths, the Tomoko Tuckers and the Nicole Batchers of the present.

Scores and stats and records did not matter much when it was over. What mattered was that a small town rediscovered its roots and, at least for one night out of the year, embraced them.

*Brian Knapp can be reached via e-mail at [bknap@covnews.com](mailto:bknap@covnews.com).*

# The Covington News

# Community rises to occasion



**Presence in the stands:** The Newton High School student section roots their team on to victory against Eastside Friday.

## County packs gym, returns to its roots for historic battle

The people of this county, an emboldened people I have perhaps with my words more than once for their lack of support and interest in high school sports, showed they still knew how to pack a gym Friday night.

They are shut me up. Some 2,000 teachers, students and men on the street pushed through the hallowed doors of Newton High School to watch the basketball teams at Newton and Eastside stand face to face for the first time on level soil. So many showed, in fact, that the powers that be had to turn some away at the door. They lined the sidewalk and the lobby, three rows deep. The arena seemed with activity, and the sign out side, and it all: **SOLD OUT.**

I had heard many times from many people about the holidays of yesterday, when high school basketball games were worth their weight in gold around here, when inspiring eyes scolded the brick walls of the old Sharp Gym to speak a peak from its second-story windows. They flocked to see the Bob Richardsons, the Tim Christians and the Stan Harrises of their era, and they did their best to make those players feel like royalty.

I had often wished in the woe hours of the night that I could have been there to witness the times when basketball brought this community together to revel in local heroes who played not for money or fame but for love of the game, and for one another. That was before glitz and glamour spread like the plague.

# Rams spring upset on second-ranked Cedar Shoals, 54-51

By Brian Knapp  
Sports Editor

LOGANVILLE — The Newton boys' basketball team climbed the mountain no one else had Saturday evening.

Bucking what some had called astronomical odds, the Rams shocked second-ranked and previously unbeaten Cedar Shoals 54-51 in the Region 8-AAAA Tournament championship game at Loganville High School, seizing their second region crown in three years behind 16 points and eight rebounds from Darius White.

"A lot of people said [Cedar Shoals] couldn't be beat," said Newton head coach Ron Bradley. "Our players will have the word 'champions' by their names for the rest of their lives. We beat a great basketball team tonight."


With 35 seconds to play and the favored Jaguars clinging to a 51-50 lead, Justin Herring made a steal near the mid-court line and sent the ball down the floor; the crowd held its breath. After a furious scramble, Antwone Smith gained possession and laid in the evenball game-winner. White then calmly stroked two free throws to ice Cedar Shoals, pinning the first defeat on a team that thought itself to be indestructible.

"We knew we were a good team," said White, whose night included a paralyzing one-handed dunk on an offensive rebound in the first half. "We knew what we could do."

Newton (22-6) had the Jaguars at its mercy the entire game, building a nine-point lead at the half and widening it to 37-25 on a Legale Floyd three-pointer with 6:46 to go in the third quarter. Cedar Shoals made a noble attempt to strike back, twice taking a one-point lead in the fourth period.

"We told these guys at the beginning of the game that if we could be fundamentally sound and disciplined we could play with anyone," Bradley said. "They bought into it. They've done everything we told them to do."

# Newton squads advance to finals



# Rams edge Rockdale in 8-AAAA semifinal

By MANN FLYE  
Sports Editor

LOGANVILLE — Newton's Legale Floyd scored a game-high 26 points to help the Rams (21-6) overcome a nine-point deficit and propel them to a 60-54 win over Rockdale (19-16) Friday night at Loganville High School in the Region 8-AAAA semifinal.

"It was a great effort," said Rams coach Ron Bradley. "It was a nice win."

"I'm extremely fortunate to be the only team to have made it to tonight's regional final, he said. "I'm proud of the victory."

Although he is expected to play in tonight's regional final, he may not be 100 percent. The Rams will go up against the No. 2-ranked Cedar Shoals Jaguars, who beat Rockdale 59-51 in the other semifinal game tonight at 8:30 at Loganville. The Bulldogs will play the Bulldogs for third place in the region.

The game started with the team exchanging baskets until Rockdale's Todd Herring

scored the first points in a Newton 10-0 run. The Bulldogs' first lead came in the first half on a jump shot by Legale Floyd.

The Bulldogs led a 21-16 lead in the first quarter. Floyd scored 11 points in the first half. The Rams' first lead came in the first half on a jump shot by Legale Floyd.

MIDWAY THROUGH the third quarter, Newton made the game 45-30. The Rams' lead was 45-30 at the end of the game. Newton's lead was 45-30 at the first time in the game.

Neither team was able to gain an advantage at the end of the period as the Rams were hurt by a foul. The Rams were hurt by a foul. The Rams were hurt by a foul.

In the final period, the Bulldogs' Herring made a pull shot, the last 100 to score in the game at 40.

The next six baskets, three on each side, saw the lead change hands. With three minutes left

# REGION 8-AAAA TOURNAMENT FINALS

# Hail to the champs

Newton teams stand together as region titlists for first time since 1982



# Rams use pace as weapon in finals

## Newton's patience baffles Jaguars

By Brian Knapp  
Sports Editor

LOGANVILLE — The Newton boys' basketball team played a game that was very foreign to Cedar Shoals Saturday night.

While they stopped short of deliberate, the methodical Rams employed a patient offensive attack, maximizing each possession as they dictated tempo from the get-go in a 24-11 overtime comeback victory over Shoals in the Region 8-AAAA championship game at Loganville High School.

Newton head coach Ron Bradley, whose club succumbed to the Jaguars in a 91-69 overtime slouther on Dec. 13, admitted patience was a part of the plan all along.

"They're such a run-and-gun team; they like to score points and create confusion," Bradley said. "All we wanted to do was get them out of what they wanted to do, get them to match up with us one-on-one and then attack them."

Cedar Shoals entered the title game averaging a regional 84.9 points per game. They had scored more than 90 points in a game nine times,

had topped the century mark twice and had not been held below 63 points in any game all year.

Against Newton, however, statistics proved meaningless. The Jaguars did not score in the final 2:57 of regulation and were limited to only 35 shot attempts from the field. With the exception of one 30-second breakdown in the fourth quarter, the Rams executed their game plan with frightening accuracy.

"I think I saw a guy that goes so fast we don't break down fundamentals in practice," Bradley said. "They've done it so much that it just works. We felt like if we could go to the last minute keeping it close, we'd have a pretty good chance. These guys did what they had to do."

Newton did not fall prey to the Jaguars' forced man-to-man pressure on the defensive end either. The Rams made only eight turnovers, and five of those came in the fourth quarter when they withstood Cedar Shoals' last gasp.

"This team protects the ball about as well as any team I've coached," Bradley said. "We're getting a shot every time we get the ball."


# Rams: Newton stuns undefeated Jaguars

From page 9

"There are some special kids in there," said Newton assistant coach Rick Rasmussen, nodding towards the victorious locker room. "They believed in the philosophy of the coach's staff. They hear a team that are 24-0 because they had better fundamentals and were more tactical."

Smith struck his 15 points, including three in the fourth quarter, and pulled down eight rebounds for Shoals, which extended its winning streak to six games. The Rams committed only eight turnovers against the vaunted on-the-ball prowess of the Cedar Shoals defense.

"We knew we could beat them because we almost did it



Antwan Smith sets the game-winning layup at Saturday's victory.

the first time we played," said Smith, recounting his team's 24-0 overtime defeat to the Jaguars on Dec. 13. "And if we stay together, we can outplay anybody."

The Rams begin the quest for their first state championship in 70 years when they open the Class AAAA playoffs at 5:30 p.m. Friday against defending state finalist Conside at Stone Mountain School in Stone Mountain.

"Being region champions" facts great," said Smith, "but we want more."

# SPORTS

# Newton squads rule 8-AAAA Rockdale boys earn No. 3 seed with overtime victory

By KEVIN CULPNER

Newton girls' basketball team defeated Cedar Shoals 24-11.

LOGANVILLE — In a thriller that came down to the wire, the Newton girls' basketball team defeated Cedar Shoals 24-11 Saturday night to claim the Region 8-AAAA title.

In the girls championship game, the Newton Lady Rams (21-7) also won their region crown with a 39-12 rout of the Cedar Shoals Lady Jaguars in the first spot since 1982 that both Newton teams had won the title.

In the boys third-place game, the Rockdale Bulldogs (14-14) defeated the Habersham Central Raiders (14-14) 44-37.

All three events will be an 11th season state tournament across the weekend. The playoffs will be held at Stone Mountain High School, while the Rockdale will play Sunday at the same site.

Newton girls' basketball team defeated Cedar Shoals 24-11.

Newton girls' basketball team defeated Cedar Shoals 24-11 Saturday night to claim the Region 8-AAAA title.

Cedar Shoals' defense was tight, but Newton's offense was too good for them. The Rams scored the first two points of the quarter to lead 2-0 and into the second period.

Cedar Shoals scored 11 points in the second half, but Newton's defense was too good for them. The Rams scored the first two points of the quarter to lead 2-0 and into the second period.



Newton's Vince and Scott (left) pass down a rebound over Cedar Shoals' Marcus Griffin. The boys' and girls' squads of the Region 8-AAAA championship game Saturday night at Loganville High School. Newton's Vince and Scott (left) pass down a rebound over Cedar Shoals' Marcus Griffin. The boys' and girls' squads of the Region 8-AAAA championship game Saturday night at Loganville High School. Newton's Vince and Scott (left) pass down a rebound over Cedar Shoals' Marcus Griffin. The boys' and girls' squads of the Region 8-AAAA championship game Saturday night at Loganville High School.

Newton's Vince and Scott (left) pass down a rebound over Cedar Shoals' Marcus Griffin. The boys' and girls' squads of the Region 8-AAAA championship game Saturday night at Loganville High School.

Newton's Vince and Scott (left) pass down a rebound over Cedar Shoals' Marcus Griffin. The boys' and girls' squads of the Region 8-AAAA championship game Saturday night at Loganville High School.

Newton's Vince and Scott (left) pass down a rebound over Cedar Shoals' Marcus Griffin. The boys' and girls' squads of the Region 8-AAAA championship game Saturday night at Loganville High School.

Newton's Vince and Scott (left) pass down a rebound over Cedar Shoals' Marcus Griffin. The boys' and girls' squads of the Region 8-AAAA championship game Saturday night at Loganville High School.

Newton's Vince and Scott (left) pass down a rebound over Cedar Shoals' Marcus Griffin. The boys' and girls' squads of the Region 8-AAAA championship game Saturday night at Loganville High School.

Newton's Vince and Scott (left) pass down a rebound over Cedar Shoals' Marcus Griffin. The boys' and girls' squads of the Region 8-AAAA championship game Saturday night at Loganville High School.

Newton's Vince and Scott (left) pass down a rebound over Cedar Shoals' Marcus Griffin. The boys' and girls' squads of the Region 8-AAAA championship game Saturday night at Loganville High School.

Newton's Vince and Scott (left) pass down a rebound over Cedar Shoals' Marcus Griffin. The boys' and girls' squads of the Region 8-AAAA championship game Saturday night at Loganville High School.

Newton's Vince and Scott (left) pass down a rebound over Cedar Shoals' Marcus Griffin. The boys' and girls' squads of the Region 8-AAAA championship game Saturday night at Loganville High School.

Newton's Vince and Scott (left) pass down a rebound over Cedar Shoals' Marcus Griffin. The boys' and girls' squads of the Region 8-AAAA championship game Saturday night at Loganville High School.

Newton's Vince and Scott (left) pass down a rebound over Cedar Shoals' Marcus Griffin. The boys' and girls' squads of the Region 8-AAAA championship game Saturday night at Loganville High School.

Newton's Vince and Scott (left) pass down a rebound over Cedar Shoals' Marcus Griffin. The boys' and girls' squads of the Region 8-AAAA championship game Saturday night at Loganville High School.

Newton's Vince and Scott (left) pass down a rebound over Cedar Shoals' Marcus Griffin. The boys' and girls' squads of the Region 8-AAAA championship game Saturday night at Loganville High School.

Newton's Vince and Scott (left) pass down a rebound over Cedar Shoals' Marcus Griffin. The boys' and girls' squads of the Region 8-AAAA championship game Saturday night at Loganville High School.

Newton's Vince and Scott (left) pass down a rebound over Cedar Shoals' Marcus Griffin. The boys' and girls' squads of the Region 8-AAAA championship game Saturday night at Loganville High School.

Newton's Vince and Scott (left) pass down a rebound over Cedar Shoals' Marcus Griffin. The boys' and girls' squads of the Region 8-AAAA championship game Saturday night at Loganville High School.

# Rams wear region crowns

# Newton sweeps region titles



Members of the Newton girls' basketball team and their coaches celebrate their victory in the state championship game Saturday night at Loganville High School. The girls' Rams defeated Cedar Shoals 24-11 in their 100th game. The Rams followed that with a 39-12 win over Cedar Shoals in their title game. This is the first time since 1982 that the Rams have won a regional championship in the state's history.



The Newton boys' basketball team and their coaches celebrate their victory in the Region 8-AAAA championship game Saturday night after defeating Cedar Shoals 24-11 in the championship game at Loganville High School. Newton's Vince and Scott (left) pass down a rebound over Cedar Shoals' Marcus Griffin. The boys' and girls' squads of the Region 8-AAAA championship game Saturday night at Loganville High School.

## 2002-03 FINAL INDIVIDUAL STATISTICS

PLAYER	No.	FIELD GOALS										FREE THROWS					TOOK			REBOUNDS						
		ATT		MADE		TOTAL		3-PT		Pct.		A		M		Pct.		AST	REG	LP	Vtal	Chg	BL	OFF		TOT
		1	2	1	2	A	M	Pct.	A	M	Pct.	A	M	Pct.	PTS	TOT	DEF							TOT		
Jared Clements	3	1	0	5	0	1	5	1	20%	5	1	20%	0	0	0	0	3	1	0	0	0	0	0	0	0	0
Legale Floyd	4	61	255	104	100	506	204	40%	216	73	34%	205	169	82%	650	131	78	85	11	3	2	47	76	123		
Tyrone Brown	5	38	15	21	5	9	36	14	39%	8	3	38%	10	7	70%	38	6	15	6	2	0	1	18	19	37	
Justin Herring	10	47	33	20	13	5	53	18	34%	45	14	31%	11	5	45%	55	90	51	32	2	10	1	3	39	42	
Brandon Finch	14	4	0	12	0	4	12	4	33%	6	2	33%	2	0	0%	10	4	5	0	1	0	0	4	6	10	
Centrell Deleamar	20	4	0	4	0	1	4	1	25%	2	0	0%	9	3	33%	5	2	2	2	1	0	0	2	3	5	
Antwone Smith	22	100	173	190	91	93	383	184	51%	34	9	26%	76	52	68%	429	30	44	36	23	5	29	74	135	209	
Ron Johnson	23	4	0	4	0	1	4	1	25%	2	1	50%	0	0	0%	3	1	0	0	0	0	0	1	2	3	
Darius White	24	90	205	173	85	84	378	169	45%	62	19	31%	123	77	63%	434	132	44	43	17	15	11	57	148	205	
Vincent Scott	33	57	67	48	33	31	115	64	56%	1	0	0%	38	19	50%	147	12	18	12	2	5	4	56	73	129	
John Monk	44	3	0	6	0	3	6	3	50%	0	0	0%	8	6	75%	12	0	1	2	0	0	2	2	4	6	
Quint Middleton	21	41	66	48	31	18	114	49	43%	6	0	0%	38	17	45%	115	8	9	10	2	2	26	47	84	131	
<b>TOTALS</b>		<b>450</b>	<b>814</b>	<b>782</b>	<b>362</b>	<b>350</b>	<b>1596</b>	<b>712</b>	<b>45%</b>	<b>387</b>	<b>122</b>	<b>32%</b>	<b>520</b>	<b>355</b>	<b>68%</b>	<b>1901</b>	<b>417</b>	<b>267</b>	<b>228</b>	<b>61</b>	<b>40</b>	<b>76</b>	<b>311</b>	<b>589</b>	<b>900</b>	

503	673	667	271	315	1340	586	44%	514	183	38%	470	283	60%	1838
-----	-----	-----	-----	-----	------	-----	-----	-----	-----	-----	-----	-----	-----	------

Opponents' Totals

2 pt FG%	49%
----------	-----

1st Half %	44%
2nd Half %	45%

255	482	737
-----	-----	-----















NHS vs Rockdale County at McDonough/Henry Co. Tourn. Date: 12/20/02 Game #7

PLAYER	No.	FIELD GOALS										FREE THROWS					REBOUNDS								
		ATT		MADE		TOTAL		3-PTR		Pct.		A	M	Pct.	TOT PTS	AST	REG	LP	Viol	Took Chg	BL	OFF	DEF	TOT	
		1	2	1	2	A	M	Pct.	A	M	Pct.														
Jared Clements																									
Legale Floyd	4	10	12	3	6	22	9	41%	7	3	43%	9	7	78%	28	8	2	4					2	4	6
Tyrone Brown	5													0								1		1	
Justin Herring	10	3	1	0	0	1	0	0%	1	0	0%				0	1	3	2		1				3	3
Brandon Finch																									
Centrell Deleamar	20											2	1	50%	1										0
Antwone Smith	22	3	9	5	2	14	7	50%				4	3	75%	17	1	6	1	1			1	1	5	6
Ron Johnson																									
Darius White	24	4	8	4	4	12	6	50%	3	1	33%	2	1	50%	14	2		1					1	5	6
Vincent Scott	33	4	3	3	2	6	5	83%				3	2	67%	12	2	2					1	2	3	5
John Monk	44														0								1		1
Quint Middleton	21	2	3	1		3	1	33%							2							2	1	1	2
TOTALS		17	33	25	15	13	58	48%	11	4	36%	20	14	70%	74	14	13	8	1	1	4	9	21	30	

Opponents' Totals	18	34	32	10	11	66	21	32%	17	6	35%	15	12	80%	60									
															16	16								32

	NHS	OPP
1st	18	12
2nd	33	27
3rd	45	42
4th	74	60
OT		

1st Half %	45%
2nd Half %	52%





PLAYER	No.	FIELD GOALS										FREE THROWS				TOOK			REBOUNDS								
		ATT		MADE		TOTAL		3-PTR		Pct.		A	M	Pct.	A	M	Pct.	PTS	AST	REG	LP	Viol	Chg	BL	OFF	DEF	TOT
		1	2	1	2	A	M	A	M	A	M	A	M	A	M	A	M	AST	REG	LP	Viol	Chg	BL	OFF	DEF	TOT	
Jared Clements																											
Legale Floyd	4	1	12	8	4	25	12	48%	11	7	64%	4	3	75%	6	2	1								1	2	3
Tyrone Brown	5	2	1			1	0	0%							1										1	1	1
Justin Herring	10	1	1			0	1	0%	1	0	0%				4										1	1	1
Brandon Finch																											
Centrell Deleamar																											
Antwone Smith	22	3	6	10	4	7	16	69%	2	1	50%	2	2	100%	2	2	1							1	1	3	4
Ron Johnson																											
Darius White	24	4	5	6	3	0	11	3	27%	1	0	0%	1	1	100%	6	1						1	2	3	5	
Vincent Scott	33	1	1			1	1	100%							2										3	3	3
John Monk																											
<b>TOTALS</b>		12	23	32	15	12	55	27	49%	15	8	53%	7	6	86%	68	18	10	5	1	1	1	1	4	13	17	

12	26	16	12	12	42	24	57%	29	15	52%	14	10	71%	73		
Opponents' Totals														9	19	28

1st Half %	65%
2nd Half %	38%

	NHS	OPP
1st	20	14
2nd	37	36
3rd	48	58
4th	68	73
OT		









PLAYER	No.	FIELD GOALS										FREE THROWS			REBOUNDS										
		ATT		MADE		TOTAL		3-PTR		A		M		Pct.		TOT		OFF		DEF		TOT			
		F	1	2	1	2	A	M	Pct.	A	M	Pct.	A	M	Pct.	PTS	AST	REG	LP	Viol	Took Chg	BL	OFF	DEF	TOT
Jared Clements																									0
Legale Floyd	4	1	7	8	3	3	15	6	40%	6	1	17%	12	11	92%	24	9	3	4					3	3
Tyrone Brown	5	1	1	1	0	1	2	1	50%							2		2	1				2	3	5
Justin Herring	10	2	5	0	4	0	5	4	80%	4	3	75%				11	5		3				1	3	4
Brandon Finch	14															0								1	1
Centrell Deleamar	20												2	0	0%	0								1	1
Antwone Smith	22	4	6	5	3	0	11	3	27%							6		1	2			2		3	3
Ron Johnson																0									0
Darius White	24	4	12	6	5	3	18	8	44%	4	2	50%	1	1	100%	19	4		1				2	8	10
Vincent Scott	33	1	1	2	0	2	3	2	67%							4					1		1	3	4
John Monk																									0
<b>TOTALS</b>		13	32	22	15	9	54	24	44%	14	6	43%	15	12	80%	66	18	6	11	0	1	2	6	25	31

Opponents' Totals	14	18	31	4	14	49	18	37%	15	5	33%	16	14	88%	55								9	18	27
-------------------	----	----	----	---	----	----	----	-----	----	---	-----	----	----	-----	----	--	--	--	--	--	--	--	---	----	----

1st Half %	47%
2nd Half %	41%

NHS	19	4
OPP	36	11
1st	42	33
2nd	66	55
3rd		
4th		
OT		

NHS vs Heritage

at Conyers

Date: 1/10/03

Game #15

PLAYER	No.	FIELD GOALS										FREE THROWS				REBOUNDS												
		ATT		MADE		TOTAL		3-PTR		A	M	Pct.	A	M	Pct.	TOT	PTS	AST	REG	LP	Vol	Took	Chg	BL	OFF	DEF	TOT	
		1	2	1	2	A	M	Pct.	A	M	Pct.	A	M	Pct.	PTS	AST	REG	LP	Vol	Took	Chg	BL	OFF	DEF	TOT			
Jared Clements	3		1		1	1	100%		1	1	100%																	0
Legale Floyd	4	2	7	4	5	18	9	50%	1	0	0%	12	10	83%	28	2	1	2	1						1	1	2	
Tyrone Brown	5	3	2	2		2	2	100%							4		3										2	2
Justin Herring	10	1		0		1	0	0%	1	0	0%				0		3										2	2
Brandon Finch	14		1		0	1	0	0%							0		1										2	2
Centrell Deleamar	20											3	2	67%	2		1										2	2
Antwone Smith	22	2	4	2	4	11	6	55%				2	2	100%	14			1					1	1	1	10	11	
Ron Johnson	23	1													0													0
Darius White	24	4	12	6	2	19	8	42%	3	1	33%	4	2	50%	19	9	3	2	1	2				2	7	9		
Vincent Scott	33	3	1	4	1	2	5	60%				2	1	50%	7										3	3		
John Monk	44	1													0								1				0	
<b>TOTALS</b>		16	27	31	15	14	58	29	50%	6	2	33%	23	17	74%	77	12	11	5	2	2	2	2	7	26	33		

23	32	28	10	10	60	20	33%	22	9	41%	13	10	77%	59
7	19	28												

Opponents' Totals	23	32	28	10	10	60	20	33%	22	9	41%	13	10	77%	59
-------------------	----	----	----	----	----	----	----	-----	----	---	-----	----	----	-----	----

	NHS	OPP
1st	18	11
2nd	41	26
3rd	55	44
4th	77	59
OT		

1st Half %	56%
2nd Half %	45%





PLAYER	No.	FIELD GOALS										FREE THROWS					REBOUNDS								
		ATT		MADE		TOTAL		3-PTR		Pct.		A	M	Pct.	TOT PTS	AST	REG	LP	Viol	Chg	BL	OFF	DEF	TOT	
		F	1	2	1	2	A	M	Pct.	A	M	Pct.	A	M	Pct.										
Jared Clements																									
Legale Floyd	4	2	5	3	2	1	8	3	38%	3	0	0%	2	2	100%	8	4	3	5	1		1	3	4	
Tyrone Brown	5		2		1		2	1	50%							2		1				2		2	
Justin Herring	10	1	2	2	1	0	4	1	25%	4	1	25%				3	2	2					2	2	
Brandon Finch																									
Centrell Delemar																									
Antwone Smith	22	4	5	6	2	3	11	5	45%	2	1	50%	2	1	50%	12			1			1	2	3	
Ron Johnson																									
Darius White	24	3	10	5	3	4	15	7	47%	1	0	0%	1	0	0%	14	3	1	2				4	4	
Vincent Scott	33															0	1	1						0	
John Monk																									
Quint Middleton	21	3	3	2	1	0	5	1	20%				2	0	0%	2	2					1	2	8	
TOTALS		13	27	18	10	8	45	18	40%	10	2	20%	7	3	43%	41	12	8	6	2	1	1	6	19	25

Opponents' Totals	13	21	15	6	7	36	13	36%	21	4	19%	10	7	70%	37							6	15	21
-------------------	----	----	----	---	---	----	----	-----	----	---	-----	----	---	-----	----	--	--	--	--	--	--	---	----	----

	NHS	OPP
1st	14	8
2nd	22	15
3rd	32	33
4th	41	37
OT		

1st Half %	37%
2nd Half %	44%

PLAYER	No.	FIELD GOALS										FREE THROWS					REBOUNDS									
		ATT		MADE		TOTAL		3-PTR		Pct.		A	M	Pct.	TOT	PTS	AST	REG	LP	Viol	Chg	Took	BL	OFF	DEF	TOT
		1	2	1	2	A	M	Pct.	A	M	Pct.	A	M	Pct.	PTS	AST	REG	LP	Viol	Chg	Took	BL	OFF	DEF	TOT	
Jared Clements	3		1		0	1	0	0%						0	1											0
Legale Floyd	4	5	7	2	4	12	6	50%	4	1	25%	6	6	100%	19	5	1	3	1					2	2	4
Tyrone Brown	5	1	3		1	3	1	33%	2	1	50%			3			2							1	1	2
Justin Herring	10	1	1	0	0	2	0	0%	2	0	0%	2	2	100%	2		2									0
Brandon Finch	14	1	3		1	3	1	33%	2	0	0%			2		2								1	1	2
Centrell Deleamar	20		1		0	1	0	0%	1	0	0%			0			1		1							0
Antwone Smith	22	4	7	4	4	11	5	45%						10	1	3	1							2	9	11
Ron Johnson	23	1	1		0	1	0	0%						0		1								1		1
Darius White	24	1	10	4	2	14	4	29%	1	0	0%	10	7	70%	15	3	2	1						4	6	10
Vincent Scott	33	1	3	0	1	4	1	25%						2		1	1						1	1	1	2
John Monk																										0
Quint Middleton	21	2	6	5	4	11	5	45%	1	0	0%			10		1							1	4	2	6
<b>TOTALS</b>		10	30	33	12	11	63	37%	14	2	14%	18	15	83%	63	12	12	8	2	0	0	2	16	22	38	

Opponents' Totals	13	24	14	6	7	38	13	34%	17	3	18%	12	7	58%	36								5	15	20
-------------------	----	----	----	---	---	----	----	-----	----	---	-----	----	---	-----	----	--	--	--	--	--	--	--	---	----	----

1st Half %	40%
2nd Half %	33%

NHS	OPP	
1st	14	4
2nd	32	15
3rd	52	23
4th	63	36
OT		





PLAYER	No	FIELD GOALS										FREE THROWS					REBOUNDS								
		ATT		MADE		TOTAL		3-PTR		A		M		Pct.		TOT		Took		BL					
		1	2	1	2	A	M	Pct.	A	M	Pct.	A	M	Pct.	PTS	AST	REG	LP	Viol	Chg	Off	Def	TOT		
Jared Clements	3	1	2	0	2	0	0%	2	0	0%					0									0	
Legale Floyd	4	2	13	4	9	2	17	11	65%	12	7	58%	3	3	100%	32	2	5	6					1	
Tyrone Brown	5	2	1	1	1	1	1	1	100%						2	1								2	
Justin Herring	10	1	1	0	0	2	0	0%	2	0	0%				0	3	2							1	
Brandon Finch	14	1	5	3	5	3	60%	2	2	100%					8	1	1							1	
Centrell Deleamar	20	1	1	0	1	0	0%	1	0	0%					0	0	2							1	
Antwane Smith	22	2	10	7	6	17	12	71%							24	3	1	1						7	
Ron Johnson	23	2	2	1	2	1	50%	2	1	50%					3										1
Darius White	24	5	3	1	2	8	3	38%							10	12	3	2	1	1	3	1	7	8	
Vincent Scott	33	1	3	1	2	4	3	75%							6		2							6	
John Monk	44	2	2	0	2	0	0%								5			1						3	
Quint Middleton	21	2	2	1	1	4	2	50%							6		1	1			1	1		1	
<b>TOTALS</b>	<b>16</b>	<b>32</b>	<b>33</b>	<b>18</b>	<b>18</b>	<b>65</b>	<b>36</b>	<b>55%</b>	<b>21</b>	<b>10</b>	<b>48%</b>	<b>17</b>	<b>14</b>	<b>82%</b>	<b>96</b>	<b>22</b>	<b>17</b>	<b>11</b>	<b>1</b>	<b>1</b>	<b>4</b>	<b>10</b>	<b>22</b>	<b>32</b>	

Opponents' Totals	14	20	18	8	10	38	18	47%	12	4	33%	19	9	47%	48										

	NHS	OPP
1st	19	5
2nd	46	20
3rd	72	35
4th	96	49
OT		

1st Half %	56%
2nd Half %	55%





NHS vs Salem

at NHS

Date: 2/4/03

Game #24

PLAYER	No.	FIELD GOALS											FREE THROWS				TOT		Took		REBOUNDS						
		ATT		MADE		TOTAL		3-PTR		A		M		A	M	Pct.	PTS	AST	REG	LP	Viol	Chg	BL	OFF	DEF	TOT	
		1	2	1	2	A	M	Pct.	A	M	Pct.	A	M	Pct.													
Jared Clements																											
Legale Floyd	4	2	11	9	6	4	20	10	50%	11	5	45%	10	8	80%	33	2	4	1				4	3	7		
Tyrone Brown	5														0												0
Justin Herring	10	1	1	0	0	1	1	0	0%	1	0	0%	1	0	0%	0	4	1								2	2
Brandon Finch																											
Centrell Delemar																											
Antwone Smith	22	4	7	5	1	3	12	4	33%	1	0	0%				8	1	2	2	1	1	1	2	6	8		
Ron Johnson																											
Darius White	24	2	4	5	1	1	9	2	22%							5	7	1	2				1	1	2		
Vincent Scott	33	2	5	4	3	4	9	7	78%							15		2	1	1			3	8	11		
John Monk																											
Quint Middleton	21	3	1	1	1	0	2	1	50%	1	0	0%	6	1	17%	3		2	1				1	6	7		
<b>TOTALS</b>		14	29	24	12	12	53	24	45%	14	5	36%	23	11	48%	64	13	10	8	3	1	1	11	26	37		

Opponents' Totals	20	18	26	7	13	44	20	45%	18	6	33%	20	9	45%	55								10	23	33
-------------------	----	----	----	---	----	----	----	-----	----	---	-----	----	---	-----	----	--	--	--	--	--	--	--	----	----	----

1st Half %	41%
2nd Half %	50%

NHS	OPP	
1st	11	13
2nd	30	23
3rd	48	32
4th	64	55
OT		

PLAYER	No	F	FIELD GOALS						FREE THROWS			REBOUNDS													
			ATT		MADE		TOTAL		3-PTR			THROWS		Tot											
			1	2	1	2	A	M	Pct.	A	M	Pct.	A	M	Pct.	PTS	AST	REG	LP	Viol	Took Chg	BL	OFF	DEF	TOT
Jared Clements	3																								0
Legale Floyd	4	2	14	10	6	3	24	9	38%	7	1	14%	3	1	33%	20	1	3	2				6	1	7
Tyrone Brown	5	1														0									1
Justin Herring	10	3	1		1	1	1	1	100%	1	1	100%				3	3	3	1						1
Brandon Finch	14															0	1								0
Centrell Deleamar	20															0									0
Antwone Smith	22	3	2	8	1	4	10	5	50%				2	1	50%	11	1	1	1	1	1	2	4	2	6
Ron Johnson	23															0									0
Darius White	24	2	7	5	4	1	12	5	42%	1	0	0%	2	1	50%	11	2	1	3	1	1	4	5	9	
Vincent Scott	33	3	3	2	1	1	5	2	40%				2	0	0%	4			1				5	2	7
John Monk	44															0									0
Quint Middleton	21	1		1		0	1	0	0%							0						1			5
<b>TOTALS</b>		15	26	27	12	10	53	22	42%	9	2	22%	9	3	33%	49	7	8	8	2	2	3	19	16	35

Opponents' Totals	16	16	10	5	7	26	12	46%	13	4	31%	6	3	50%	31											6	13	19
-------------------	----	----	----	---	---	----	----	-----	----	---	-----	---	---	-----	----	--	--	--	--	--	--	--	--	--	--	---	----	----

	NHS	OPP
1st	15	4
2nd	26	15
3rd	35	22
4th	49	31
OT		

1st Half %	46%
2nd Half %	37%

PLAYER	No.	FIELD GOALS										FREE THROWS				REBOUNDS										
		ATT		MADE		TOTAL		3-PTR		TOTAL		THROWS		TOT		OFF		DEF								
		1	2	1	2	A	M	A	M	A	M	A	M	Pct.	Pct.	PTS	AST	REG	LP	Viol	Took Chg	BL	OFF	DEF	TOT	
Jared Clements																0										
Legale Floyd	4	2	12	4	7	30	11	37%	19	6	32%	2	2	100%	30	4	1							3	2	5
Tyrone Brown	5														0											0
Justin Herring	10	3	2	3	0	1	5	20%	4	1	25%			0%	3	4	4	3			2				2	2
Brandon Finch																										
Centrell Deleamar																										
Antwone Smith	22	2	6	5	3	12	8	67%						75%	19	2		3			1		2	6	3	9
Ron Johnson																										
Darius White	24	4	8	2	1	0	10	10%	1		0%	8	5	63%	7	4	2							5	2	7
Vincent Scott	33	4	6	1	4	0	7	57%				2	0	0%	8	2	2				1		1	7	1	8
John Monk																										
Quint Middleton	21		2	2	0	0	4	0%															1	1	2	3
<b>TOTALS</b>		15	36	32	14	11	68	37%	24	7	29%	16	10	63%	67	16	9	6	0	4	4	4	22	12	34	

Opponents' Totals	15	16	20	11	14	36	25	69%	13	7	54%	15	9	60%	68								8	18	24
-------------------	----	----	----	----	----	----	----	-----	----	---	-----	----	---	-----	----	--	--	--	--	--	--	--	---	----	----

	NHS	OPP
1st	18	17
2nd	36	32
3rd	44	54
4th	60	60
OT	67	66

1st Half %	39%
2nd Half %	34%

PLAYER	No.	FIELD GOALS										FREE THROWS					TOOK			REBOUNDS							
		ATT		MADE		TOTAL		3-PTR		Pct.		A	M	Pct.	PTS	AST	REG	LP	Vid	Chg	BL	OFF	DEF	TOT			
		1	2	1	2	A	M	A	M	A	M														A	M	A
Jared Clements																											
Legale Floyd	4	3	11	8	4	4	19	8	42%	8	3	38%	8	7	88%	26	3	1	2						4	4	
Tyrone Brown																											
Justin Herning	10		2	2	2	2	2	100%	1	1	100%				5	4		1	1					1	1		
Brandon Finch																											
Centrell Delemar																											
Antwone Smith	22	5	6	4	3	1	10	4	40%				1	1	100%	9	2		1		2	4	4	8			
Ron Johnson																											
Darius White	24	4	6	5	2	2	11	4	36%				1	1	100%	9	3	1	1		1	5	6				
Vincent Scott	33	1	1	1	1	1	2	2	100%						4			1		1	2	2	4				
John Monk																											
Quint Middleton	21		7			3	7	3	43%												2	3	1	4			
TOTALS		14	24	27	10	13	51	23	45%	9	4	44%	10	9	90%	59	10	4	5	3	0	5	10	17	27		

Opponents' Totals	13	24	28	9	11	52	20	38%	20	9	45%	11	7	54%	56							12	14	26
-------------------	----	----	----	---	----	----	----	-----	----	---	-----	----	---	-----	----	--	--	--	--	--	--	----	----	----

	NHS	OPP
1st	8	14
2nd	21	24
3rd	38	35
4th	59	56
OT		

1st Half %	42%
2nd Half %	48%



PLAYER	No.	FIELD GOALS										FREE THROWS			REBOUNDS											
		ATT		MADE		TOTAL		3-PTR		Pct.		THROWS		Pct.		TOT										
		F	1	2	1	2	A	M	Pct.	A	M	Pct.	A	M	Pct.	PTS	AST	REG	LP	Viol	Took Chg	BL	OFF	DEF	TOT	
Jared Clements																										
Legale Floyd	4	3	11	7	4	1	18	5	28%	7	2	29%	2	2	100%	14	4	1	2				3	2	5	
Tyrone Brown																										
Justin Herring	10	2		1		0	1	0	0%	1	0	0%				0	3	3		1				2	2	
Brandon Finch																										
Centrell Deleamar																										
Antwone Smith	22	3	7	6	3	4	13	7	54%	2	1	50%				15	1	2		1		2	2	6	8	
Ron Johnson																										
Darius White	24	4	9	7	3	2	16	5	31%	1	0	0%	6	4	67%	14	3		2			1	4	3	7	
Vincent Scott	33	4	3	1	2	1	4	3	75%				3	3	100%	9							3	1	4	
John Monk																										
Quint Middleton	21	1	2	2	1	0	4	1	25%							2	1					3	3	1	4	
<b>TOTALS</b>		17	32	24	13	8	56	21	38%	11	3	27%	11	9	82%	54	12	6	4	2	0	6	15	15	30	

Opponents' Totals	12	17	16	7	10	33	17	52%	16	7	44%	17	10	59%	51								2	14	16
-------------------	----	----	----	---	----	----	----	-----	----	---	-----	----	----	-----	----	--	--	--	--	--	--	--	---	----	----

1st Half %	41%
2nd Half %	33%

NHS	OPP	
1st	16	10
2nd	34	25
3rd	43	38
4th	54	51
OT		

PLAYER	No	FIELD GOALS										FREE THROWS				TOOK			REBOUNDS						
		ATT		MADE		TOTAL		3-PTR		Pct.		A	M	Pct.	TOT	PTS	AST	REG	LP	Viol	Chg	BL	OFF	DEF	TOT
		1	2	1	2	A	M	Pct.	A	M	Pct.	A	M	Pct.	PTS	AST	REG	LP	Viol	Chg	BL	OFF	DEF	TOT	
Jared Clements																									
Legale Floyd	4	5	10	7	2	1	17	3	18%	10	1	10%	3	1	33%	8	3	3	5		1	2	3	5	
Tyrone Brown	5	2	1	3	1	1	4	2	50%	3	2	67%				6	1	1	1				1	1	
Justin Herring	10	1	1	1	0	1	2	1	50%	2	1	50%				3	1	2	1					0	
Brandon Finch	14	1											2	0	0%	0	1					1		1	
Centrell Deleamar	20	1											1	0	0%	0								0	
Antwone Smith	22	5	4	9	0	5	13	5	38%	4	0	0%	2	1	50%	11	1	1	1	1	1	1	3	4	
Ron Johnson																									
Darius White	24	4	5	8	2	3	13	5	38%	6	3	50%	5	4	80%	17	6	3	4	1	3	2	1	2	
Vincent Scott	33	4	2	1	1	1	3	2	67%				2	1	50%	5			1				1	2	
John Monk																									
Quint Middleton	21	2	1	3	0	2	4	2	50%	1	0	0%				4		1	1		2	1	2	3	
<b>TOTALS</b>		24	24	32	6	14	56	20	36%	26	7	27%	15	7	47%	54	12	11	13	2	3	6	7	11	18

20	22	19	12	12	12	41	24	59%	13	7	54%	33	21	64%	76
12	28	40													

Opponents' Totals															
20	22	19	12	12	12	41	24	59%	13	7	54%	33	21	64%	76

	NHS	OPP
1st	7	14
2nd	19	32
3rd	33	53
4th	54	76
OT		

1st Half %	25%
2nd Half %	44%

# Legale Floyd #4

Opponent	Date	FIELD GOALS												FREE THROWS										REBOUNDS										
		ATT		MADE		TOTAL		3-PT		Pct.		A		M		Pct.		A		M		Pct.		Tot		Off		Def		Tot				
		F	1	2	1	2	A	M	Pct.	A	M	Pct.	A	M	Pct.	A	M	Pct.	A	M	Pct.	A	M	Pct.	PTS	AST	REG	LP	Viol	Chg	BL	OFF	DEF	TOT
Greene Co	11/29	1	10	6	7	3	16	10	63%	8	4	50%	8	7	88%	31	3	7	2	0	0	0	0	0	0	0	0	0	0	0	0	4	4	
Madison Co	12/3	0	9	5	3	2	14	5	36%	6	2	33%	6	6	100%	18	5	3	3	0	0	1	1	0	1	0	1	0	1	0	1	0	1	
Clarke Central	12/6	3	5	8	1	1	13	2	15%	9	1	11%	10	6	60%	11	4	0	3	0	0	0	0	0	2	1	3	0	0	0	0	2	1	3
Winder	12/10	2	9	8	3	4	17	7	41%	4	0	0%	10	9	90%	23	6	7	1	0	0	0	0	0	2	2	2	0	0	0	0	0	2	2
Cedar Shoals	12/13	2	3	15	2	8	18	10	56%	10	3	30%	10	9	90%	32	5	2	7	0	0	0	0	0	2	0	2	0	0	0	0	2	0	2
Greene Co	12/14	0	6	5	2	3	13	5	38%	4	1	25%	19	15	79%	26	7	5	4	1	0	0	0	0	3	3	0	0	0	0	0	0	3	3
Rockdale Co	12/20	0	10	12	3	6	22	9	41%	7	3	43%	9	7	78%	28	8	2	4	0	0	0	0	2	4	6	0	0	0	0	2	4	6	
Lovejoy	12/21	3	12	7	5	1	19	6	32%	10	4	40%	16	15	94%	31	6	5	3	3	0	0	0	2	3	5	0	0	0	0	2	3	5	
Union Grove	12/23	2	11	10	3	4	21	7	33%	6	0	0%	6	5	83%	19	1	1	2	0	2	0	0	3	7	10	0	0	0	0	3	7	10	
Parkview	12/26	1	12	13	8	4	25	12	48%	11	7	64%	4	3	75%	34	6	2	1	0	0	0	0	1	2	3	0	0	0	0	1	2	3	
Loganville	12/27	2	7	4	3	1	11	4	36%	5	2	40%	7	5	71%	15	3	1	6	0	0	0	0	4	1	5	0	0	0	0	4	1	5	
Oconee Co	12/28	3	7	4	2	1	11	3	27%	3	2	67%	4	4	100%	12	6	0	2	3	0	0	0	2	4	6	0	0	0	0	2	4	6	
Habersham	1/4	3	11	9	4	5	20	9	45%	8	1	13%	5	4	80%	23	14	3	2	0	0	0	1	4	5	0	0	0	0	0	1	4	5	
Rockdale Co	1/7	1	7	8	3	3	15	6	40%	6	1	17%	12	11	92%	24	9	3	4	0	0	0	0	0	3	3	0	0	0	0	0	0	3	3
Heritage	1/10	2	7	11	4	5	18	9	50%	1	0	0%	12	10	83%	28	2	1	2	1	0	0	1	1	2	0	0	0	0	0	1	1	2	0
Franklin Co	1/11	4	9	14	5	6	23	11	46%	11	6	55%	3	2	67%	30	3	4	2	0	0	0	0	4	4	0	0	0	0	0	0	4	4	
Salem	1/14	2	8	8	2	2	16	4	25%	5	1	20%	12	12	100%	21	3	2	2	1	0	0	1	2	3	0	0	0	0	1	2	3	0	
Eastside	1/17	2	5	3	2	1	8	3	38%	3	0	0%	2	2	100%	8	4	3	5	0	1	0	1	3	4	0	0	0	0	1	3	4	0	
Loganville	1/21	0	5	7	2	4	12	6	50%	4	1	25%	6	5	100%	19	5	1	3	1	0	0	2	4	0	0	0	0	0	0	2	2	4	
Heritage	1/24	2	2	13	0	5	15	5	33%	5	2	40%	2	2	100%	14	2	1	3	0	0	0	1	3	4	0	0	0	0	0	1	3	4	
Jackson Co	1/25	2	13	4	9	2	17	11	65%	12	7	58%	3	3	100%	32	2	5	6	0	0	0	0	1	1	0	0	0	0	0	0	1	1	0
Rockdale Co	1/28	4	12	11	4	5	23	9	39%	9	2	22%	7	2	29%	22	5	6	3	1	0	0	1	1	2	0	0	0	0	1	1	2	0	
Eastside	1/31	3	4	7	1	4	11	5	45%	7	5	71%	4	3	75%	18	5	1	3	0	0	0	2	6	8	0	0	0	0	2	6	8		
Salem	2/4	2	11	9	6	4	20	10	50%	11	5	45%	10	8	80%	33	2	4	1	0	0	0	4	3	7	0	0	0	0	4	3	7	0	
Loganville	2/7	2	14	10	6	3	24	9	38%	7	1	14%	3	1	33%	20	1	3	2	0	0	0	6	1	7	0	0	0	0	6	1	7	0	
Winder	2/13	2	12	18	4	7	30	11	37%	19	6	32%	2	2	100%	30	4	1	0	0	0	0	3	2	5	0	0	0	0	3	2	5	0	
Rockdale Co	2/14	3	11	8	4	4	19	8	42%	8	3	38%	8	7	89%	26	3	1	2	0	0	0	0	4	4	0	0	0	0	0	4	4	0	
Cedar Shoals	2/15	3	11	7	4	1	18	5	28%	7	2	29%	2	2	100%	14	4	1	2	0	0	0	3	2	5	0	0	0	0	3	2	5	0	
Creekside	2/21	5	10	7	2	1	17	3	18%	10	1	10%	3	1	33%	8	3	3	5	0	0	1	2	3	5	0	0	0	1	2	3	5	0	
TOTALS		61	255	251	104	100	506	204	40%	216	73	34%	205	169	82%	650	131	78	85	11	3	2	47	76	123	0	0	0	2	47	76	123	0	

Games Played 29

Points per game 22.4

Rebounds per game 4.2

# Antwone Smith #22

Opponent	Date	FIELD GOALS										FREE THROWS					REBOUNDS								
		ATT		MADE		TOTAL		3-PTR		Pct.		A		M		Pct.		TOT		Took					
		1	2	1	2	A	M	Pct.	A	M	Pct.	A	M	Pct.	AST	REG	LP	Val	Chg	BL	OFF	DEF	TOT		
Greene Co	11/29	4	3	5	1	2	8	3	38%	2	1	50%	5	5	100%	12	3	3	1	2	0	1	5	6	
Madison Co	12/3	5	6	5	4	4	11	8	73%	1	0	0%	3	1	33%	17	1	2	1	1	0	0	2	4	
Clarke Central	12/6	4	6	4	3	2	10	5	50%	3	1	33%	5	0	0%	11	1	2	2	3	0	1	2	8	10
Winder	12/10	0	5	3	3	1	8	4	50%	0	0		5	3	60%	11	1	4	2	1	0	0	2	4	6
Cedar Shoals	12/13	4	7	8	7	5	15	12	80%	2	0	0%	4	4	100%	28	0	3	2	1	1	0	3	2	5
Greene Co	12/14	4	4	5	3	2	9	5	56%	3	0	0%	4	3	75%	19	3	1	4	1	0	3	6	3	9
Rockdale Co	12/20	3	9	5	5	2	14	7	50%	0	0		4	3	75%	17	1	6	1	1	0	1	1	5	6
Loveloy	12/21	5	6	6	2	3	12	5	42%	1	1	100%	0	0		11	1	1	1	1	0	1	5	7	12
Union Grove	12/23	3	8	7	5	4	15	9	60%	3	1	33%	7	4	57%	23	2	1	1	3	0	2	2	5	7
Parkview	12/26	3	6	10	4	7	16	11	69%	2	1	50%	2	2	100%	25	2	0	2	1	0	1	1	3	4
Loganville	12/27	3	4	7	3	1	11	4	36%	1	0	0%	7	5	71%	13	2	1	0	0	0	1	2	5	7
Oconee Co	12/28	4	11	6	6	3	17	9	53%	0	0		5	4	80%	22	2	3	1	0	0	1	2	11	13
Habersham	1/4	5	9	5	3	4	14	7	50%	0	0		4	4	100%	18	0	0	0	0	0	0	4	5	9
Rockdale Co	1/7	4	6	5	3	0	11	3	27%	0	0		0	0		6	0	1	2	0	0	2	0	3	3
Heritage	1/10	2	4	7	2	4	11	6	56%	0	0		2	2	100%	14	0	0	1	0	0	1	1	10	11
Franklin Co	1/11	1	5	7	1	4	12	5	42%	1	1	100%	2	1	50%	12	1	0	1	1	0	1	2	7	9
Salem	1/14	3	3	14	2	3	17	5	29%	2	0	0%	1	0	0%	10	0	0	1	0	1	0	5	1	6
Eastside	1/17	4	5	6	2	3	11	5	45%	2	1	50%	2	1	50%	12	0	0	1	0	0	0	1	2	3
Loganville	1/21	4	7	4	4	1	11	5	45%	0	0		0	0		10	1	3	1	0	0	0	2	9	11
Heritage	1/24	3	9	8	4	4	17	8	47%	1	0	0%	4	3	75%	19	2	1	1	1	0	1	5	6	11
Jackson Co	1/25	2	10	7	6	6	17	12	71%	0	0		0	0		24	3	1	1	0	0	0	3	4	7
Rockdale Co	1/28	5	7	9	4	4	16	8	50%	3	1	33%	0	0		17	0	3	2	0	0	0	3	1	4
Eastside	1/31	3	1	9	1	4	10	5	50%	0	0		1	1	100%	11	0	1	1	0	0	2	0	3	3
Salem	2/4	4	7	5	1	3	12	4	33%	1	0	0%	0	0		8	0	1	2	2	1	1	2	6	8
Loganville	2/7	3	2	8	1	4	10	5	50%	0	0		2	1	50%	11	0	1	1	1	1	1	2	4	6
Winder	2/13	2	6	6	5	3	12	8	67%	0	0		4	3	75%	19	2	0	3	0	1	2	6	3	9
Rockdale Co	2/14	5	6	4	3	1	10	4	40%	0	0		1	1	100%	9	0	2	0	1	0	2	4	4	8
Cedar Shoals	2/15	3	7	6	3	4	13	7	54%	2	1	50%	0	0		15	1	2	0	1	0	2	2	6	8
Creekside	2/21	5	4	9	0	5	13	5	38%	4	0	0%	2	1	50%	11	1	1	1	0	1	0	1	3	4
TOTALS		100	173	190	91	93	363	194	51%	34	9	26%	76	52	68%	429	30	44	36	23	5	29	74	135	209

Games Played: 29      Points per game: 14.8      Rebounds per game: 7.2

# Darius White #24

Opponent	Date	FIELD GOALS										FREE THROWS					REBOUNDS								
		ATT		MADE		TOTAL		3-PT		Pct.		A	M	Pct.	TOT	PTS	AST	REG	LP	Viol	Chg	BL	OFF	DEF	TOT
		F	1	2	1	2	A	M	Pct.	A	M	Pct.	A	M	Pct.	PTS	AST	REG	LP	Viol	Chg	BL	OFF	DEF	TOT
Greene Co	11/29	5	6	5	3	4	11	7	64%	2	1	50%	4	3	75%	18	3	0	0	1	0	0	0	4	4
Madison Co	12/3	3	5	10	4	4	15	8	53%	5	1	20%	4	3	75%	20	5	2	2	1	1	0	4	5	9
Clarke Central	12/6	3	5	10	3	8	15	11	73%	0	0	0%	0	0	0%	22	4	3	5	1	1	0	1	3	4
Winder	12/10	5	5	2	2	1	7	3	43%	2	0	0%	0	0	0%	6	2	3	0	0	1	0	2	4	6
Cedar Shoals	12/13	5	5	4	3	1	9	4	44%	1	0	0%	6	5	83%	13	5	2	3	1	0	1	2	9	11
Greene Co	12/14	5	4	8	1	4	12	5	42%	2	0	0%	8	7	88%	17	3	5	2	1	0	0	0	5	5
Rockdale Co	12/20	4	8	4	4	2	12	6	50%	3	1	33%	2	1	50%	14	2	0	1	0	0	0	1	5	6
Lovejoy	12/21	2	7	10	3	3	17	6	35%	3	1	33%	3	1	33%	14	3	2	2	1	1	0	4	5	9
Union Grove	12/23	1	7	4	2	3	11	5	45%	3	0	0%	0	0	0%	10	3	1	2	1	0	0	1	8	9
Parkview	12/26	4	5	6	3	0	11	3	27%	1	0	0%	1	1	100%	7	6	1	0	0	1	0	2	3	5
Loganville	12/27	0	11	6	6	3	17	9	53%	2	1	50%	6	5	83%	24	2	1	2	0	0	0	3	9	12
Oconee Co	12/28	3	9	6	3	6	15	9	60%	4	3	75%	14	4	29%	25	5	1	1	2	0	1	3	8	11
Habersham	1/4	3	10	10	5	8	20	13	65%	4	2	50%	5	3	60%	31	3	0	3	1	1	1	2	10	12
Rockdale Co	1/7	4	12	6	5	3	18	8	44%	4	2	50%	1	1	100%	19	4	0	1	0	0	0	2	8	10
Heritage	1/10	4	12	7	6	2	19	8	42%	3	1	33%	4	2	50%	19	9	3	2	1	2	0	2	7	9
Franklin Co	1/11	3	5	4	1	2	9	3	33%	4	2	50%	2	0	0%	8	3	0	0	0	0	1	3	3	6
Salem	1/14	3	9	6	4	3	15	7	47%	3	0	0%	8	5	63%	19	5	2	0	0	1	1	1	3	4
Eastside	1/17	3	10	5	3	4	15	7	47%	1	0	0%	1	0	0%	14	3	1	0	2	0	0	0	4	4
Loganville	1/21	1	10	4	2	2	14	4	29%	1	0	0%	10	7	70%	15	3	2	1	0	0	0	4	6	10
Heritage	1/24	2	5	10	2	5	15	7	47%	1	0	0%	4	3	75%	17	5	3	1	0	0	0	3	7	10
Jackson Co	1/25	0	5	3	1	2	8	3	38%	0	0	0%	5	4	80%	10	12	3	2	1	1	3	1	7	8
Rockdale Co	1/28	5	6	8	3	3	14	5	43%	4	1	25%	6	2	33%	15	7	1	1	0	0	0	0	4	4
Eastside	1/31	2	5	3	3	2	8	5	63%	0	0	0%	4	4	100%	14	10	0	0	0	1	0	0	4	4
Salem	2/4	2	4	5	1	1	9	2	22%	0	0	0%	3	1	33%	5	7	1	2	0	0	0	1	1	2
Loganville	2/7	2	7	5	4	1	12	5	42%	1	0	0%	2	1	50%	11	2	1	3	1	1	0	4	5	9
Winder	2/13	4	8	2	1	0	10	1	10%	1	0	0%	8	5	63%	7	4	2	0	0	0	0	5	2	7
Rockdale Co	2/14	4	6	5	2	2	11	4	36%	0	0	0%	1	1	100%	9	3	1	1	1	0	0	1	5	6
Cedar Shoals	2/15	4	9	7	3	2	16	5	31%	1	0	0%	6	4	67%	14	3	0	2	0	0	1	4	3	7
Creekside	2/21	4	5	8	2	3	13	5	38%	6	3	50%	5	4	80%	17	6	3	4	1	3	2	1	1	2
TOTALS		90	205	173	85	84	378	169	45%	62	19	31%	123	77	63%	434	132	44	43	17	15	11	57	148	205

Games Played 29

Points per game 15.0

Rebounds per game 7.1



# Vincent Scott #33

Opponent	Date	FIELD GOALS											FREE THROWS					REBOUNDS									
		ATT		MADE		TOTAL		3-PTR		Pct.		A	M	Pct.	A	M	Pct.	AST	REG	LP	Vio	Chg	Took	BL	OFF	DEF	TOT
		F	1	2	1	2	1	2	A	M	A																
Greene Co	11/29	1	2	2	2	1	4	3	75%	0	0	0	4	2	50%	8	0	0	0	0	0	0	0	0	0	2	2
Madison Co	12/3	3	2	0	0	0	2	0	0%	0	0	0	0	0	0	0	0	0	0	0	0	0	0	0	1	3	4
Clarke Central	12/6	0	2	0	0	0	2	0	0%	1	0	0	0	0	0	0	0	0	0	0	0	0	0	0	0	1	1
Winder	12/10	0	2	3	1	2	5	3	60%	0	0	0	0	0	0	6	1	1	0	0	0	0	0	0	1	1	2
Cedar Shoals	12/13	3	7	0	5	0	7	5	71%	0	0	0	3	1	33%	11	1	0	2	0	0	0	0	0	1	6	7
Greene Co	12/14	3	1	1	0	1	2	1	50%	0	0	0	0	0	0	2	0	1	1	1	0	0	0	0	1	1	1
Rockdale Co	12/20	4	3	3	2	3	6	5	83%	0	0	0	3	2	67%	12	2	2	0	0	0	0	0	1	2	3	5
Lovejoy	12/21	1	7	3	4	2	10	6	60%	0	0	0	2	1	50%	13	0	1	0	0	0	0	1	0	6	4	10
Union Grove	12/23	3	3	1	1	0	4	1	25%	0	0	0	0	0	0	2	2	0	2	0	1	0	1	0	4	6	10
Parkview	12/26	1	0	1	0	1	1	1	100%	0	0	0	0	0	0	2	0	2	2	0	0	0	0	0	0	3	3
Loganville	12/27	5	3	3	1	1	6	2	33%	0	0	0	0	0	0	4	0	2	0	0	0	0	0	0	4	3	7
Oconee Co	12/28	4	0	1	0	0	1	0	0%	0	0	0	4	2	50%	2	1	0	0	0	0	0	0	0	0	2	2
Habersham	1/4	2	0	0	0	0	0	0	0	0	0	0	2	1	50%	1	0	0	1	0	0	0	0	0	0	1	1
Rockdale Co	1/7	1	1	2	0	2	3	2	67%	0	0	0	0	0	0	4	0	0	0	0	0	1	0	1	3	4	
Heritage	1/10	3	1	4	1	2	5	3	60%	0	0	0	2	1	50%	7	0	0	0	0	0	0	0	0	3	0	3
Franklin Co	1/11	0	2	0	1	0	2	1	50%	0	0	0	2	1	50%	3	1	0	0	0	0	0	0	0	0	0	0
Salem	1/14	1	1	0	0	0	1	0	0%	0	0	0	0	0	0	0	0	0	0	0	0	0	0	0	0	2	2
Eastside	1/17	0	0	0	0	0	0	0	0	0	0	0	0	0	0	0	0	1	1	0	0	0	0	0	0	0	0
Loganville	1/21	0	1	3	0	1	4	1	25%	0	0	0	0	0	0	2	1	1	0	0	0	0	1	1	1	1	2
Heritage	1/24	0	0	2	0	0	2	0	0%	0	0	0	0	0	0	0	0	0	0	0	0	0	0	0	3	3	6
Jackson Co	1/25	1	1	3	1	2	4	3	75%	0	0	0	0	0	0	6	0	2	0	0	0	0	0	0	2	4	6
Rockdale Co	1/28	2	1	3	0	2	4	2	50%	0	0	0	0	0	0	4	0	0	0	0	0	0	0	0	1	4	5
Eastside	1/31	1	7	3	2	3	10	5	50%	0	0	0	4	3	75%	13	0	1	0	0	0	1	0	0	5	5	10
Salem	2/4	2	5	4	3	4	9	7	78%	0	0	0	3	1	33%	15	0	2	1	1	1	0	0	3	8	11	
Loganville	2/7	3	3	2	1	1	5	2	40%	0	0	0	2	0	0%	4	0	0	1	0	0	0	0	0	5	2	7
Winder	2/13	4	6	1	4	0	7	4	57%	0	0	0	2	0	0%	8	2	2	0	0	0	1	1	1	7	1	8
Rockdale Co	2/14	1	1	1	1	1	2	2	100%	0	0	0	0	0	0	4	0	0	1	0	0	0	1	2	2	2	4
Cedar Shoals	2/15	4	3	1	2	1	4	3	75%	0	0	0	3	3	100%	9	0	0	0	0	0	0	0	0	3	1	4
Creekside	2/21	4	2	1	1	1	3	2	67%	0	0	0	2	1	50%	5	0	0	1	0	0	0	0	1	1	1	2
TOTALS		57	67	48	33	31	115	64	56%	1	0	0	38	19	50%	147	12	18	12	18	12	2	5	4	56	73	129

Games Played 29

Points per game 5.1

Rebounds per game 4.4

# Tyrone Brown

## #5

Opponent	Date	FIELD GOALS										FREE THROWS					REBOUNDS								
		ATT		MADE		TOTAL		3-PT		Pct.		THROWS		Pct.		TOT		Pct.		Took					
		1	2	1	2	A	M	A	M	A	M	A	M	A	M	PTS	AST	REG	LP	Vol	Chg	BL	OFF	DEF	TOT
Greene Co	11/29	1	0	0	0	0	0	0	0	0	0	0	0	0	0	0	0	0	0	0	0	0	0	0	
Madison Co	12/3	0	2	2	0	2	4	2	50%	1	0	0	0%	2	1	50%	5	0	0	0	0	0	0	0	0
Winder	12/10	0	0	1	0	0	1	0	0%	0	0	0	0	2	2	100%	2	0	0	0	0	0	0	1	0
Cedar Shoals	12/13	3	0	0	0	0	0	0	0	0	0	0	0	0	0	0	0	0	0	1	0	0	0	0	0
Rockdale Co	12/20	1	0	0	0	0	0	0	0	0	0	0	0	0	0	0	0	0	0	0	0	0	0	1	0
Loveloy	12/21	1	0	1	0	0	1	0	0%	0	0	0	0	0	0	0	0	0	1	0	0	0	0	1	1
Union Grove	12/23	3	1	2	0	1	3	1	33%	1	0	0	0%	0	0	0	2	1	2	0	0	1	0	2	2
Parkview	12/26	2	0	1	0	0	1	0	0%	0	0	0	0	0	0	0	0	0	1	0	0	0	0	1	1
Loganville	12/27	0	0	0	0	0	0	0	0	0	0	0	0	0	0	0	0	0	2	0	0	0	0	0	0
Oconee Co	12/28	3	3	0	0	0	3	0	0%	0	0	0	0	0	0	0	0	2	0	0	0	0	2	1	3
Habersham	1/4	3	1	1	1	0	2	1	50%	0	0	0	0	2	2	100%	4	1	2	0	0	0	0	1	1
Rockdale Co	1/7	1	1	1	0	1	2	1	50%	0	0	0	0	0	0	0	2	0	2	1	0	0	0	2	3
Heritage	1/10	3	2	0	2	0	2	2	100%	0	0	0	0	0	0	0	4	0	3	0	0	0	0	2	2
Franklin Co	1/11	4	0	0	0	0	0	0	0	0	0	0	0	2	2	100%	2	0	0	1	0	0	0	2	1
Salem	1/14	3	2	0	0	0	2	0	0%	0	0	0	0	0	0	0	0	0	0	0	0	0	4	1	5
Eastside	1/17	0	2	0	1	0	2	1	50%	0	0	0	0	0	0	0	2	0	1	0	0	0	2	0	2
Loganville	1/21	1	0	3	0	1	3	1	33%	2	1	50%	0	0	0	3	0	0	2	0	0	0	1	1	2
Heritage	1/24	0	0	3	0	1	3	1	33%	0	0	0	0	0	0	0	2	1	0	1	0	0	1	2	3
Jackson Co	1/25	2	0	1	0	1	1	1	100%	0	0	0	0	0	0	0	2	1	0	0	0	0	0	2	2
Rockdale Co	1/28	4	0	2	0	1	2	1	50%	1	0	0%	0	0	0	2	0	0	0	0	0	0	2	0	2
Eastside	1/31	0	0	0	0	0	0	0	0	0	0	0	0	2	0	0%	0	0	0	0	0	0	0	0	0
Salem	2/4	0	0	0	0	0	0	0	0	0	0	0	0	0	0	0	0	0	0	0	0	0	0	0	0
Loganville	2/7	1	0	0	0	0	0	0	0	0	0	0	0	0	0	0	0	0	0	0	0	0	0	0	0
Winder	2/13	0	0	0	0	0	0	0	0	0	0	0	0	0	0	0	0	0	0	0	0	0	0	0	0
Creekside	2/21	2	1	3	1	1	4	2	50%	3	2	67%	0	0	0	6	0	1	1	0	0	0	0	1	1
TOTALS		38	15	21	5	9	36	14	39%	8	3	38%	10	7	70%	38	6	15	6	2	0	1	18	19	37

Games Played	25	Points per game	1.5	Rebounds per game	1.5
--------------	----	-----------------	-----	-------------------	-----



# Quint Middleton #21

Opponent	Date	FIELD GOALS										FREE THROWS					REBOUNDS											
		ATT		MADE		TOTAL		3-PTR		Pct.		A		M		Pct.		TOT		Took		OFF		DEF		TOT		
		F	1	2	1	2	A	M	Pct.	A	M	Pct.	A	M	Pct.	A	M	Pct.	PTS	AST	REG	LP	V/bl	Chg	BL	OFF	DEF	TOT
Greene Co	11/29	2	1	4	1	2	5	3	60%	0	0	0	0	0	0	0	0	8	1	1	2	0	0	0	0	2	4	6
Madison Co	12/3	3	2	3	1	0	5	1	20%	0	0	0	0	0	0	0	0	2	0	0	0	1	0	0	2	6	4	10
Clarke Central	12/6	3	5	3	3	2	8	5	63%	0	0	0	0	0	0	0	0	12	3	0	0	0	0	0	1	2	11	13
Winder	12/10	2	8	3	4	3	11	7	64%	0	0	0	0	0	0	0	0	15	1	0	0	1	0	0	4	5	7	12
Cedar Shoals	12/13	1	2	1	0	1	3	1	33%	0	0	0	0	0	0	0	0	2	0	1	1	0	1	2	2	3	5	
Greene Co	12/14	3	5	3	5	0	8	5	63%	1	0	0	0	0	0	0	0	18	0	0	2	0	1	1	2	12	14	
Rockdale Co	12/20	2	3	0	1	0	3	1	33%	0	0	0	0	0	0	0	0	2	0	0	0	0	0	0	2	1	2	
Salem	1/14	3	6	2	2	1	8	3	38%	1	0	0	0	0	0	0	0	7	0	0	1	0	0	1	3	5	8	
Eastside	1/17	3	3	2	1	0	5	1	20%	0	0	0	0	0	0	0	0	2	2	0	0	0	0	1	2	8	10	
Loganville	1/21	2	6	5	4	1	11	5	45%	1	0	0	0	0	0	0	0	10	0	1	0	0	0	1	4	2	6	
Heritage	1/24	1	7	1	1	0	8	1	13%	0	0	0	0	0	0	0	0	2	0	2	0	0	0	1	5	4	9	
Jackson Co	1/25	2	2	2	1	1	4	2	50%	0	0	0	0	0	0	0	0	6	0	1	1	0	0	1	1	0	1	
Rockdale Co	1/28	3	4	1	2	0	5	2	40%	0	0	0	0	0	0	0	0	4	0	0	1	0	0	0	3	3	6	
Eastside	1/31	3	6	2	3	2	8	5	63%	1	0	0	0	0	0	0	0	10	0	0	0	0	0	0	0	0	3	
Salem	2/4	3	1	1	1	0	2	1	50%	1	0	0	0	0	0	0	0	3	0	2	1	0	0	0	1	6	7	
Loganville	2/7	1	0	1	0	0	1	0	0%	0	0	0	0	0	0	0	0	0	0	0	0	0	0	1	0	5	5	
Winder	2/13	0	2	2	0	0	4	0	0%	0	0	0	0	0	0	0	0	0	0	0	0	0	0	1	1	2	3	
Rockdale Co	2/14	1	0	7	0	3	7	3	43%	0	0	0	0	0	0	0	0	6	0	0	0	0	0	2	3	1	4	
Cedar Shoals	2/15	1	2	2	1	0	4	1	25%	0	0	0	0	0	0	0	0	2	1	0	0	0	0	3	3	1	4	
Creekside	2/21	2	1	3	0	2	4	2	50%	1	0	0	0	0	0	0	0	4	0	1	1	0	0	2	1	2	3	
TOTALS		41	66	48	31	18	114	49	43%	6	0	0	0	0	0	0	0	115	8	9	10	2	2	26	47	84	131	

Games Played 20

Points per game 5.8

Rebounds per game 6.6

# Centrell Deleamar #20

Opponent	Date	FIELD GOALS										FREE THROWS					REBOUNDS										
		ATT		MADE		TOTAL		3-PTR		Pct.		A		M		Pct.		TAK		OFF		DEF		TOT			
		1	2	1	2	A	M	A	M	A	M	A	M	A	M	A	M	Chg	Bl	Off	Def	Off	Def	Off	Def	TOT	
Greene Co	11/29	0	1	0	1	1	1	100%	0	0	0	0	0	0	0	0	0	0	0	0	0	0	0	0	0	0	
Madison Co	12/3	2	0	1	0	1	0	0%	0	0	0	0	0	0	0	0	0	0	0	0	0	0	0	0	0	0	
Winder	12/10	0	0	0	0	0	0		0	0	0	0	0	0	0	0	0	0	0	0	0	0	0	0	0	0	
Rockdale Co	12/20	0	0	0	0	0	0		0	0	2	1	50%	1	0	0	0	0	0	0	0	0	0	0	0	0	0
Lovejoy	12/21	0	0	0	0	0	0		0	0	0	0		0	0	0	0	0	0	0	0	0	0	0	0	0	0
Union Grove	12/23	0	0	0	0	0	0		0	0	0	0		0	0	0	0	0	0	0	0	0	0	0	0	0	0
Habersham	1/4	0	0	0	0	0	0		0	0	0	0		0	0	0	0	0	0	0	0	0	0	0	0	0	0
Rockdale Co	1/7	0	0	0	0	0	0		0	0	2	0	0%	0	0	0	0	0	0	0	0	0	0	0	0	1	1
Heritage	1/10	0	0	0	0	0	0		0	0	3	2	67%	2	1	0	0	0	0	0	0	0	0	0	0	2	2
Franklin Co	1/11	0	0	0	0	0	0		0	0	0	0		0	0	0	0	0	0	0	0	0	0	0	0	0	0
Loganville	1/21	0	1	0	0	1	0	0%	1	0	0	0		0	0	0	0	0	0	0	0	0	0	0	0	0	0
Heritage	1/24	1	0	0	0	0	0		0	0	0	0		0	0	0	0	0	0	0	0	0	0	0	0	0	0
Jackson Co	1/25	0	1	0	0	1	0	0%	1	0	0	0		0	0	0	0	0	0	0	0	0	0	0	0	1	1
Eastside	1/31	0	0	0	0	0	0		0	0	0	0		0	0	0	0	0	0	0	0	0	0	0	0	1	1
Loganville	2/7	0	0	0	0	0	0		0	0	0	0		0	0	0	0	0	0	0	0	0	0	0	0	0	0
Creekside	2/21	1	0	0	0	0	0		0	0	1	0	0%	0	0	0	0	0	0	0	0	0	0	0	0	0	0
<b>TOTALS</b>		4	0	4	0	1	4	25%	2	0	9	3	33%	5	2	2	2	2	1	0	0	2	3	5	5		

Games Played: 16      Points per game: 0.3      Rebounds per game: 0.3

### Jared Clements #3

Opponent	Date	FIELD GOALS												FREE THROWS					REBOUNDS						
		ATT		MADE		TOTAL		3-PTR		Pct.		A	M	Pct.	TOT	PTS	AST	REG	LP	Viol	Chg	BL	OFF	DEF	TOT
		1	2	1	2	A	M	A	M	A	M	A	M	Pct.	PTS	AST	REG	LP	Viol	Chg	BL	OFF	DEF	TOT	
Madison Co	12/3	0	0	0	0	0	0	0	0	0	0	0	0	0	0	0	0	0	0	0	0	0	0	0	
Winder	12/10	0	0	0	0	0	0	0	0	0	0	0	0	0	0	0	0	0	0	0	0	0	0	0	
Union Grove	12/23	0	0	0	0	0	0	0	0	0	0	0	0	0	0	0	0	0	0	0	0	0	0	0	
Heritage	1/10	0	0	1	0	1	1	1	100%	1	1	100%	0	0	3	0	0	0	0	0	0	0	0	0	0
Loganville	1/21	0	0	1	0	1	0	0	0%	1	0	0%	0	0	0	1	0	0	0	0	0	0	0	0	0
Heritage	1/24	0	0	1	0	1	0	0	0%	1	0	0%	0	0	0	0	0	0	0	0	0	0	0	0	0
Jackson Co	1/25	1	0	2	0	0	2	0	0%	2	0	0%	0	0	0	0	0	0	0	0	0	0	0	0	0
Eastside	1/31	0	0	0	0	0	0	0	0%	0	0	0%	0	0	0	0	0	0	0	0	0	0	0	0	0
Loganville	2/7	0	0	0	0	0	0	0	0%	0	0	0%	0	0	0	0	0	0	0	0	0	0	0	0	0
<b>TOTALS</b>		1	0	5	0	1	5	1	20%	5	1	20%	0	0	3	1	0	0	0	0	0	0	0	0	0

Games Played 9

Points per game 0.3

Rebounds per game 0.0

### Brandon Finch #14

Opponent	Date	FIELD GOALS												FREE THROWS					REBOUNDS						
		ATT		MADE		TOTAL		3-PTR		Pct.		A	M	Pct.	TOT	PTS	AST	REG	LP	Viol	Chg	BL	OFF	DEF	TOT
		1	2	1	2	A	M	A	M	A	M	A	M	Pct.	PTS	AST	REG	LP	Viol	Chg	BL	OFF	DEF	TOT	
Greene Co	11/29	0	0	1	0	1	0	0	0%	1	0	0%	0	0	0	1	0	0	0	0	0	0	1	0	1
Madison Co	12/3	0	0	0	0	0	0	0	0%	0	0	0%	0	0	0	0	0	0	0	0	0	0	0	0	0
Winder	12/10	0	0	2	0	0	2	0	0%	1	0	0%	0	0	0	0	0	0	0	0	0	0	0	1	1
Union Grove	12/23	0	0	0	0	0	0	0	0%	0	0	0%	0	0	0	0	0	0	0	0	0	0	0	0	0
Rockdale Co	1/7	0	0	0	0	0	0	0	0%	0	0	0%	0	0	0	0	0	0	0	0	0	0	0	0	0
Heritage	1/10	0	0	1	0	1	0	0	0%	0	0	0%	0	0	0	0	1	0	0	0	0	0	0	2	2
Loganville	1/21	1	0	3	0	1	3	1	33%	2	0	0%	0	0	2	0	2	0	0	0	0	0	1	1	2
Heritage	1/24	1	0	0	0	0	0	0	0%	0	0	0%	0	0	0	0	1	0	0	0	0	0	0	0	0
Jackson Co	1/25	1	0	5	0	3	5	3	60%	2	2	100%	0	0	8	1	1	0	0	0	0	1	0	1	0
Eastside	1/31	0	0	0	0	0	0	0	0%	0	0	0%	0	0	0	0	0	0	0	0	0	0	0	0	0
Loganville	2/7	0	0	0	0	0	0	0	0%	0	0	0%	0	0	0	1	0	0	0	0	0	0	0	0	0
Creekside	2/21	1	0	0	0	0	0	0	0%	0	0	0%	2	0	0	1	0	0	0	0	0	0	1	0	1
<b>TOTALS</b>		4	0	12	0	4	12	4	33%	6	2	33%	2	0	10	4	5	0	1	0	0	4	6	10	

Games Played 12

Points per game 0.8

Rebounds per game 0.8

# Ron Johnson

#23

Opponent	Date	FIELD GOALS										FREE THROWS					REBOUNDS									
		ATT		MADE		TOTAL		3-PTR		Pct		A		M		Pct		TOT		Took		BL				
		1	2	1	2	A	M	Pct	A	M	Pct	A	M	Pct	A	M	Pct	PTS	AST	REG	LP	Viol	Chg	BL	OFF	DEF
Madison Co	12/3	0	0	0	0	0	0										0	0	0	0	0	0	0	0	1	1
Winder	12/10	0	0	0	0	0	0										0	0	0	0	0	0	0	0	0	0
Union Grove	12/23	0	0	0	0	0	0										0	0	0	0	0	0	0	0	0	0
Heritage	1/10	1	0	0	0	0	0										0	0	0	0	0	0	0	0	0	0
Loganville	1/21	1	0	1	0	1	0	0%									0	1	0	0	0	0	0	0	1	0
Heritage	1/24	0	1	0	0	1	0	0%									0	0	0	0	0	0	0	0	0	0
Jackson Co	1/25	2	0	2	0	2	1	50%	2	1	50%	0	0				3	0	0	0	0	0	0	0	0	1
Eastside	1/31	0	0	0	0	0	0										0	0	0	0	0	0	0	0	0	0
Loganville	2/7	0	0	0	0	0	0										0	0	0	0	0	0	0	0	0	0
TOTALS		4	0	4	0	1	4	25%	2	1	50%	0	0				3	1	0	0	0	0	0	1	2	3

Games Played 9

Points per game 0.3

Rebounds per game 0.3

# John Monk

#44

Opponent	Date	FIELD GOALS										FREE THROWS					REBOUNDS									
		ATT		MADE		TOTAL		3-PTR		Pct		A		M		Pct		TOT		Took		BL				
		1	2	1	2	A	M	Pct	A	M	Pct	A	M	Pct	A	M	Pct	PTS	AST	REG	LP	Viol	Chg	BL	OFF	DEF
Greene Co	11/29	0	0	1	0	1	1	100%	0	0							2	0	0	0	0	0	0	0	0	0
Madison Co	12/3	0	0	0	0	0	0										0	0	0	0	0	0	0	0	0	0
Winder	12/10	0	0	1	0	1	1	100%	0	0							2	0	0	0	0	0	0	0	0	2
Rockdale Co	12/20	0	0	0	0	0	0										0	0	0	0	0	0	0	0	1	0
Lovejoy	12/21	0	0	1	0	1	0	0%									0	0	1	0	0	0	0	0	0	0
Union Grove	12/23	0	0	0	0	0	0										0	0	0	0	0	0	0	0	0	0
Habersham	1/4	0	0	1	0	1	1	100%	0	0							3	0	0	0	0	0	0	1	0	0
Heritage	1/10	1	0	0	0	0	0										0	0	0	0	0	0	0	1	0	0
Heritage	1/24	0	0	0	0	0	0										0	0	0	0	1	0	0	0	0	0
Jackson Co	1/25	2	0	2	0	2	0	0%	6	5	83%	0	0				5	0	0	1	0	0	0	1	2	3
Eastside	1/31	0	0	0	0	0	0										0	0	0	0	0	0	0	0	0	0
Loganville	2/7	0	0	0	0	0	0										0	0	0	0	0	0	0	0	0	0
TOTALS		3	0	6	0	3	6	50%	3	6	75%	0	0				12	0	1	2	0	0	2	2	4	6

Games Played 12

Points per game 1.0

Rebounds per game 0.5

## TOP GAMES

### THE TOP GAMES IN SCORING

- 34 Legale Floyd vs. Parkview
- 33 Legale Floyd at Salem
- 32 Legale Floyd vs. Cedar Shoals
- 32 Legale Floyd vs. Jackson Co.
- 31 Legale Floyd vs. Greene Co.
- 31 Legale Floyd vs. Lovejoy
- 31 Darius White at Habersham

### THE TOP REBOUNDING GAMES

- 14 Quint Middleton at Greene Co.
- 13 Quint Middleton at Clarke-Central
- 13 Antwone Smith vs. Oconee Co.
- 12 Quint Middleton at Winder
- 12 Antwone Smith vs. Lovejoy
- 12 Darius White vs. Loganville
- 12 Darius White at Habersham

### THE TOP GAMES IN ASSISTS

- 14 Legale Floyd at Habersham
- 12 Darius White vs. Jackson Co.
- 10 Justin Herring vs. Greene Co.
- 10 Darius White at Eastside
- 9 Legale Floyd vs. Rockdale Co.
- 9 Darius White at Heritage

### THE TOP GAMES IN STEALS

- 7 Legale Floyd vs. Greene Co.
- 7 Legale Floyd at Winder
- 6 Antwone Smith vs. Rockdale Co.
- 6 Legale Floyd at Rockdale Co.
- 5 Darius White at Greene Co.
- 5 Legale Floyd at Greene Co
- 5 Legale Floyd vs. Lovejoy
- 5 Legale Floyd vs. Jackson Co.

### THE TOP GAMES IN BLOCKED SHOTS

- 4 Quint Middleton at Winder
- 3 Antwone Smith at Greene Co.
- 3 Darius White vs. Jackson Co.
- 3 Quint Middleton vs. Cedar Shoals

**2002-03  
ANNUAL AWARD WINNERS**

<b>MOST VALUABLE PLAYER</b>	<b>LEGALE FLOYD</b>
<b>BEST EFFORT AWARD</b>	<b>ANTWONE SMITH</b>
<b>MOST IMPROVED AWARD</b>	<b>DARIUS WHITE</b>
<b>BEST DEFENSIVE AWARD</b>	<b>JUSTIN HERRING</b>
<b>SPORTSMANSHIP AWARD</b>	<b>CENTRELL DELEMAR</b>
<b>MOST VALUABLE SUBSTITUTE</b>	<b>VINCENT SCOTT</b>
<b>ACADEMIC AWARD</b>	<b>JUSTIN HERRING</b>

**2001-02  
AWARD WINNERS**

<b>MOST VALUABLE PLAYER</b>	<b>LEGALE FLOYD</b>
<b>BEST EFFORT AWARD</b>	<b>DARIUS WHITE</b>
<b>MOST IMPROVED AWARD</b>	<b>JARVIS RELEFORD</b>
<b>BEST DEFENSIVE AWARD</b>	<b>QUINTRELL PETERSON</b>
<b>SPORTSMANSHIP AWARD</b>	<b>BRANDON FARRAR</b>
<b>MOST VALUABLE SUBSTITUTE</b>	<b>LASLO REED</b>
<b>ACADEMIC AWARD</b>	<b>BRANDON FARRAR</b>

*Jan J. Bradley  
5535 Forest Falls Drive  
Loganville, Georgia 30052*

*To members of the 2003 NHS Rams basketball team (and others):*

*This year has been a special one for all of us for many different reasons. For some of you it has been your senior and final year at NHS. For others, it was your first year on the varsity basketball team. Still others were continuing a career. But for all, it was a time of learning, of striving for success, and working together to achieve a common goal. We have observed growth, maturity, teamwork and success. Congratulations!*

*We want to thank you for your part in the thrills of this season. As we experienced some special milestones, we were given much media coverage. I am asking your indulgence as I include some of them as captured by the press. (As I am the one who puts this all together, I guess no one can keep me from doing it---and I do believe it to be appropriate because of the importance of the occasions.)*

*It has been our privilege to have enjoyed this season with each of you. To those of you who are returning, we are looking forward to next year already. To those of you who are graduating, we wish you "Godspeed" as you journey down the pathway of life. Always remember---"Winners never quit, and quitters never win!". Never, never give up!!!*

*Best wishes, always,*

*Jan Bradley*

# Bradley's journey brings him to brink of milestones

Bradley has posted an incredible 36 20-win seasons since debuting at Newton in 1958.

With unlimited flight privileges as father of a Delta employee, Ronald Bradley spent retirement flying to Hawaii to jog, to San Juan to swim, to New Zealand just to see it. The world was his to do yet, instead of gyms that smell like asphalt and basketball addicts who hardly could chronicle what Bradley has experienced, all he has done is a career that has lasted six decades. By the vibrant wife, Jan, who is the size of War and her husband's feats, Newton High is a city team in all sports has coached.

**HIGH SCHOOLS**

*The Atlanta Journal-Constitution*

**CURTIS BUNN**  
cbunn@ajc.com

This week, Bradley is expected to set a number of marks that will signify longevity and success, milestones in which thousands of former players around Georgia share:

► He'll become Georgia's all-time winningest coach, passing former Forsyth coach D.B. Carroll's 1,254 victories.

► He'll win 353 of those as a girls coach, and win his 900th as a boys coach on Friday.

► He'll be No. 3 nationally all time, one of only three coaches among the top eight still active.

Overall, Bradley set on a record of 1,253-531 as Saturday dawned, a ledger so stellar that he could lose 50 games a year for the next 30 years, "and still have a winning record," Jan Bradley said. "But it's about far more than the winning and losing. It's been about the kids. I figured it out one year that the kids spend more than 2,000 hours a season with [Ronald]. And we love the opportunity to be a part of their lives. It's been a fantastic journey."

They met when Jan was 14 and have been married for 49 years. She had never seen a basketball game. When asked at a 40th class reunion what she had been up to, she answered: "The same thing I was 40 years ago: Riding school buses to games."

And that was not a complaint. Ron Bradley got into coaching at age 25. After defeats, he wondered if he was in the right profession. "I'd wonder if I should sell insurance," he said, "because there had to be something better than the hurt [that comes] with losing. But you know you should be a coach when you look into the mirror with all that hurt and decide you want to keep doing it."

Well, he was in the right profession, an icon already inducted into the Georgia Sports Hall of Fame (1997), playing in a gym named after him. He coached at Newton for 18 years, took two years off to travel and was summoned back to the game by... the game.

"I've been a little bit of everywhere," he said, speaking of stints at Trinity Christian in Dublin, Loganville, Piedmont Academy, Fort St. Joe on the Florida Gulf Coast and finally back to Newton two years ago.

"When I was travelling, I thought coaching was a job," Bradley said. "But I was wrong. And I missed being important to someone. I missed the questions from the kids. What time do we have to be here? How do we run this play?" That all meant so much to me.

Now, he's on his final coaching trip that he hopes will last until after his 45th season. At that point, with all his records in tow, he'll likely start traveling again. But, no doubt, he'll still show up from time to time at the sweet-smelling musty gyms. He's addicted.



When we were kings: The 1964 Newton boys' basketball team surrounds near coach Ron Bradley after their title run.

## 1964 champions revel in coach's chase for record

Bradley still revered by players

By Brian Knapp  
Sports Editor

Thirty-two years after they put Ron Bradley on the map with his first state crown, members of the 1964 Newton boys' basketball team still revere the man who gave them direction and changed their lives forever.

Several — including Steve Smith, Eddie Hinton and Stan Harris — were on hand Friday night at Eastside High School when Bradley became the state's new all-time career wins leader, his sixth-ranked Rams shutting down Eastside with stunning ease in a 23-point blowout. For his former players, victory number 1,255 was almost as sweet for them as it was for the man himself.

Through nostalgic smiles, they spoke of the coach who, to them and to countless others, is a great deal more than just a coach.

"Other than my dad, coach Bradley was the most influential person in my life," said Steve Smith, a 1964 state champion. "All we did was back then, day in and day out, we knew we were going to win."

Eddie Hinton, a former state champion, said he nearly dropped to the ground when he crashed down at state in the job Americans Hotel was the only fresh 1964 champion. It was his old coach who got him up.

"Some things in life you just can't put into words about it. When you see



Ron Bradley remains close to members of his first state title team.

the first person your attention is drawn to is Ronald Bradley. He's just that kind of person; there's an aura about him."

Stan Harris, one of the starting forwards for the immortalized 1964 team, admires Bradley for his approach, not only to the game of basketball but to life in general.

"He always taught us preparation and discipline, and those things carry over into life," Harris said. "It's always remembered in my mind. Even though he was a very quiet person, he was always the one who knew how to get the best out of people."

The basketball coach says he has been in the gym since 1964.

# Bradley eyes next milestone

Newton coach set to become ninth 900-game winner in United States history

## RON BRADLEY BY THE NUMBERS

**129**  
Newton head coach Ron Bradley moved into first place on the state's all-time career wins list with his 1,255th victory Friday night at Eastside High School. Here's a brief look at some other numbers he's amassed during his 43-year career:

**9**  
From 1959 to 1967, the Newton boys' basketball team won a national record 129 consecutive games on its home court under Bradley's watch. The record still stands, and no team has made a significant run at it in more than a decade.

**922**  
Bradley would have to lose more than 900 consecutive games — 922 to be exact — before his record fell back to the .500 mark. In other words, he could go 0-30 for the next 30 years and still have a better than break-even record.

# Coch Bradley's the man; but not without Jan



Darrell Huckaby

very small child, which I'm sure will provide little comfort for her since I now appear to be at least as old, if not much older, than she. She was the lady at the Porterdale ball park, where her husband's teams sometimes played their home games, chasing two small twin boys around the bleachers.

Actually, looking back on things, she didn't really chase them so much. She was more prone to allow them to wander around on their own, entertaining the fans — especially the teenage girls. When they

did, she'd dust them off, hug them for an appropriate length of time, and then send them on their way again.

When I was old enough to read the newspaper articles that came out every fall, previewing the Newton Ram season, Jan was always referred to as "the former Jan Thomas, of Avondale Estates." I didn't have a clue where Avondale Estates was, but it sounded regal and elegant to me, and in my mind I envisioned Jan as a regal and elegant lady. I have become very close to her over the years and my opinion hasn't changed.

Eventually, I came to realize that the lady behind the scorer's table at the Newton Ram games, marking down every point scored by the Rutledge and Billy Shaw and Bob Mitchell, and later Tim Christian and Stan Harris — boyhood heroes all — went with the intense warrior on the Ram bench. For years I admired the charm bracelet she wore. It was made of gold basket-

onship won by one of her husband's teams.

When I became a coach and had the honor of winning one of those gold basketballs for myself — many years before marrying my lovely wife, Lisa — I couldn't wait to put it on a bracelet and present it to my mother.

In high school I had the honor of being a part — albeit a very tiny part — of that great Newton Ram dynasty. Even as a youth I was amazed at the efforts Jan made on behalf of her husband and his team. She opened her home and her heart to us on a regular basis. As tournament time approached, several times a week I would be instructed to "call Jan and tell her to make us some sandwiches. We need to run up to (Gainesville, Tucker, Atlanta, wherever) to scout a team."

The only response I ever received was a pleasant "OK."

I still have a box full of thank you notes and letters of encouragement Jan has written me over the years.

idea of how busy she has stayed.

Ronald Bradley has received much well-deserved attention so he has approached the career record for wins this season. He has won, in fact, far more games than most people have seen or ever will see. And Jan has seen them all. All but four that is. Her oldest son, Brad, has the audacity to be born in November, precluding her from attending one contest. The others she misses when her parents passed away.

She has been there for the losses too. Just as in life, she has seen her husband and her family through the good times and bad, celebrating in joy and comforting in sorrow.

Someone said to me last week "Coach Bradley will soon stand alone as the winningest coach in Georgia basketball history." I smiled and nodded, but knew in my heart that Coach Bradley will never stand alone. Jan will always be right there at his side.



# Bradley sets record in sweep

## Rams' win lifts Bradley to tie for all-time victories

By MANNY FILS  
Sports Writer

manny.fils@newtoncitizen.com

Newton's Legale Floyd registered 28 first-half points and coach Ron Bradley tied the late D.B. Carroll as the winningest basketball coach in Georgia with 1,254 wins in the Rams' 95-49 win over visiting Jackson County on Saturday night.

"It was a special night, it really was," said Bradley. "In the heat of the moment, you don't stop to think about it but it's special. The next two or three games will be like this. It's just that a lot of the records have come up. I'll be another year before another one comes up."

"I think the kids have

focused as to not make a lot out of it, but it's emotional. They know that they're part of something big. I'm sure that there are a lot of people all over the state and in Florida that feel that they're a part of this, and they should. When you stop to consider the thousands of coaches that work at this game, it's overwhelming."

In the opening game, the Lady Rams' trio of Jamaica Wyatt, Leahia Wallace and Ebony Johns combined for 51 points in

points before the Panthers scored to make it 19-2.

The Rams (16-5) continued to shoot the ball well as they ended the first quarter with a 19-5 edge.

Floyd continued where he left off by dropping in the first of his four 3-pointers to start the second frame. The Panthers fouled Floyd before he could make his fifth 3-pointer. However, Floyd went three-for-three from the line.

The Panthers tried to get back in the game during the

### Not just another win

The Newton Rams' Ron Bradley re-writes the record books, becoming the winningest coach in Georgia history.

## Newton Citizen

Congratulations are in order



Winningest coach in the state!

Bradley's success defined by his 1,254 wins

Newton coach Ron Bradley is congratulated by the staff on the sidelines after a 95-49 victory over Jackson County. Bradley now has 1,254 career wins in 37 years as a coach. He is the winningest coach in Georgia history. Photo by Stephanie Hancock.

By MANNY FILS  
Sports Writer

manny.fils@newtoncitizen.com

Newton's Ron Bradley is now the king of the hill in Georgia basketball with 1,255 career wins after his Rams (17-6 overall, 7-1 subregion) defeated the Eastside Eagles (17-6, 5-3) 66-48 in front of an sellout crowd at Eastside.

"When this all started in my 20s, I never dreamed of this," said Bradley. "Back then, it was just a job. But today, I'm just as excited about working with young people as I was 43 years ago."

The Lady Rams (16-7, 7-1) started the doubleheader with a 61-48 victory over the Lady Eagles.

Newton will play Saturday

February 1, 2003

The game will take place at the subregion with the top spot before the playoffs. With the teams of the subregion get teams only need one to the state playoffs.

YS game, Eastside's gave the Eagles a 3-0

exchanged baskets until Newton scored the final five points to end the period.

With Newton leading Eastside 48-26 going into the final eight minutes, Eastside's Smith tried to spark his team by scoring seven of his team's high 18 points. But Floyd's two 3-pointers kept his team from giving up its 22-point lead.


Floyd paced all scorers with 18 points as the rest of the Newton scorers all finished with 14. Darious White followed Smith's 17

Bradley rewrites history

By MANNY FILS  
Sports Writer

The setting was just about perfect - a school gymnasium in Newton that had been filled to capacity for the

## Bradley clinches record



See more about coach Ron Bradley

Newton head coach Ron Bradley celebrates his record-breaking 1,255th career victory with his wife, Jan. Bradley passed O.B. Carroll for the top spot on the state's all-time wins list with a 23-point victory at Eastside Friday night.

Photo by Stephanie Hancock

A THUMBNAIL SKETCH OF HIGH SCHOOL COACHING CAREER OF  
**COACH RONALD M. BRADLEY**  
(as of conclusion of 2003 season)

**COACH RONALD M. BRADLEY - 119th varsity athletic team in 43 years as a head varsity coach (42 years in Georgia, 1 year in Florida)**

**1957-1975 - Newton Co. H.S., Covington, Ga., boys varsity basketball coach 17 seasons; varsity baseball coach 16 seasons.**

**1975-1987 - George Walton Ac., Monroe, Ga., 12 years as athletic director, head varsity football coach, varsity boys (12 yrs.) and girls (10 yrs.) basketball coach, golf coach (12 yrs.).**

**1989-1994 - Trinity Christian School, Dublin, Ga., 5 yrs. as athletic director, head varsity football coach, boys and girls varsity basketball coach; 2 yrs. as varsity baseball coach; 3 yrs. as golf coach.**

**1994-1997 - Loganville H.S., Loganville, Ga., 3 yrs. as boys varsity basketball coach & golf coach.**

**1997-1999 - Piedmont Academy, Monticello, Ga., 2 years as athletic director, head varsity football coach, boys and girls varsity basketball coach; golf coach.**

**2000-2001 - Port St. Joe High School, Port St. Joe, Florida, 1 year as boys varsity basketball coach.**

**2001-Present - Newton High School, Covington, Ga., 2<sup>nd</sup> year as boys varsity basketball coach.**

**Basketball (overall): 1,260 wins - 334 losses (Boys record - 42 teams: 907 wins; 27 seasons of 20+ wins with best records of 35-1, 34-1, 29-1, 29-3 (twice), 27-2 (twice); 3 State Champions, 6 state finalists, 17 region championships; national-record 129 straight home court victories over 9 years) (Girls record - 17 teams: 353-91; 11 seasons of 20+ wins with best records of 29-1, 28-3, 26-2, 1 state finalist, 7 region championships). Honored as State Coach of the Year 3 times, Region Coach of the Year 15 times, National High School Athletic Coaches Assn. District IV Coach of the Year; N-S All Star Head Coach 4 times, GA-SC All Star Coach, National E-W All Star Coach, Ga. All-Stars European Tour Coach (undefeated in 6 games in Europe). 79 team championships, 33 state tournament appearances.**

**Football: 130 wins, 69 losses, 6 ties. 18 seasons. Best record 11-0-1, state championship, 4 region championships; Coach of the Year (1 state, 4 region).**

**Baseball: 158 wins - 60 losses. 18 seasons. 5 Region Championships, 2 state finalists; Region Coach of the Year 5 times, 10 teams in post-season playoffs.**

**SPECIAL HONORS AND AWARDS:**

Inducted into **STATE OF GEORGIA SPORTS HALL OF FAME** in 1997. Received Georgia Athletic Coaches Association's highest honor as only the fifth recipient of their **CIRCLE OF ACHIEVEMENT AWARD** (first basketball coach so honored). 2000 recipient of Atlanta Tipoff Club's *Steve Schmidt Award* for outstanding contribution to basketball. The Ronald M. Bradley Gymnasium at Turner Lake Recreation Complex in Covington named in his honor.

**OTHER AWARDS, MEMBERSHIPS, CONTRIBUTIONS AND ACHIEVEMENTS:**

Coach Bradley is a member of the Georgia Athletics Coaches Association and has been a member of the Atlanta Tipoff Club for more than 20 years, serving on the National Advisory Board, and the Georgia Advisory Board. Currently serving as **chairman of statewide team rankings and player selection committee**. He originally devised and implemented the format for the successful GISA state basketball tournament which brings the AAA-AA semi-finals and finals to the Georgia College Centennial Center. A member of the Newton Co. Bulldog Club Hall of Fame, he also received the Newton Co. Jaycees Distinguished Service Award. Honored by the Georgia Future Farmers of America with the Georgia Planter Award for work in their summer camping program for 24 years at the State FFA-FHA Camp. Selected by Ga. Assn. of Health, Physical Education & Recreation as featured speaker for their annual convention, as well as coaching clinics throughout the state and area.

He has most **total wins** of any coach in Georgia history and **most boys varsity basketball wins** of any *active* coach in Georgia, has had 57 All-State honorees and one All-American player, and several honorable mention All-American players. During one nine-year span, his basketball teams did not lose a home game, winning a **national-record 129 straight**, and in another ten-year span, every starter except three received college scholarships. He has been recognized for his achievements by the National High School Athletic Coaches Association and the National H.S. Coaches Assn. Through the years he has been known as a leader in his school, his community and his church. Several years ago he received **Sport Magazine's Sports Service Award** for a "lifetime dedicated to sports leadership and community service." Married 48 years to high school sweetheart, Jan, who is very active in his career. They have 4 grown children and 8 grandchildren.

# Newton High School Basketball

Ron Bradley  
Coach - Boys

140 Ram Drive, Covington, Georgia 30014

Phone: (770) 787-2250 ext. 245  
Fax: (770) 784-2957

March 26, 2003

To: Members of 2003 NHS Rams basketball team (and other interested parties)

At the beginning of this 2002-03 basketball season, we were aware that this had the potential to be a very special year for all of us in many ways. As it began to unfold, it became more and more evident that you were going to provide us, our fans and the entire community with many exciting evenings as they watched you perform on the basketball court with skill and precision, always giving your best effort. A very successful season full of thrilling games was culminated with a great win over a previously undefeated team and the Region 8AAAA Championship! Congratulations!!

During this season, several important milestones in my coaching career were attained. It is with much emotion that we think of the many people who have touched our lives, all of whom have contributed to our success. The outstanding media and press coverage spread our accomplishments far and wide, and we express our deepest appreciation to The Covington News, The Rockdale/Newton Citizen, The Atlanta Journal-Constitution, 11-Alive TV, and GPTV. They have helped generate much interest and have given great effort on our behalf. We are deeply indebted to each of them, and are eternally grateful to all.

This has been an outstanding basketball season and I hope you feel your time and effort have been well-spent, and you have learned valuable lessons which will help throughout your future. This season, as have all the others, has not been about *numbers*, but about *young people*, and the challenge of helping them be successful and prepared for the future.

Thank you, again, for the opportunity of working with you.

Sincerely,



Coach Ronald M. Bradley

“Home Of The Rams”